

City of Pittston

Fiscal Year 2018


General Fund Approved Budget
Liquid Fuels Fund Approved Budget
Sewer Maintenance Fund Approved Budget

MONTHLY BUDGET REPORT

October 2018

APPROVED BUDGET TO ACTUALS

January 1st through October 31st 2018



GENERAL FUND

	Jan - Oct 18	Budget	\$ Over Budget	% of Budget
Income				
3014100 · REAL ESTATE TAXES-CURRENT YEAR	1,343,561.07	1,455,000.00	(111,438.93)	92.3%
3014400 · REAL ESTATE TAXES-TAX CLAIM BUR	171,841.48	250,000.00	(78,158.52)	68.7%
3104010 · PER CAPITA TAX--PRIOR YEARS	57.65	200.00	(142.35)	28.8%
3104100 · REAL ESTATE TRANSFER TAX	105,235.89	120,000.00	(14,764.11)	87.7%
3104200 · EARNED INCOME TAX	1,179,929.88	1,700,000.00	(520,070.12)	69.4%
3104500 · LOCAL SERVICES TAX	69,871.37	95,000.00	(25,128.63)	73.5%
3104700 · MECHANICAL DEVICE TAXES	1,675.00	3,000.00	(1,325.00)	55.8%
3104800 · BUSINESS PRIVILEGE TAXES	39,269.67	42,000.00	(2,730.33)	93.5%
3214201 · FIRE-FALSE ALARMS	500.00	500.00		100.0%
3214202 · POLICE-FALSE ALARMS	150.00		150.00	100.0%
3214300 · PEDDLERS LICENSES	1,000.00	1,000.00		100.0%
3214700 · CABLE TELEVISION FRANCHISE	77,618.06	108,000.00	(30,381.94)	71.9%
3214800 · ST. & CURB PAVE CUT PERMITS	8,069.00	12,000.00	(3,931.00)	67.2%
3214900 · RENTAL INSPECTION FEES	44,200.00	48,000.00	(3,800.00)	92.1%
3214910 · VACANT PROP REGISTRY	14,550.00	15,000.00	(450.00)	97.0%
3314100 · DISTRICT MAGISTRATE FINES	24,770.79	25,000.00	(229.21)	99.1%
3314130 · STATE POLICE FINES	2,156.72	3,000.00	(843.28)	71.9%
3314140 · PARKING VIOLATIONS	3,055.00	5,000.00	(1,945.00)	61.1%
3314145 · PARKING VIOLATIONS-DELINQUENT	1,070.00	1,500.00	(430.00)	71.3%
3324140 · RESTITUTION/ADULT PROBATION	6,823.94	6,500.00	323.94	105.0%
3414100 · INTEREST-BANK CHECKING	7,879.40	2,500.00	5,379.40	315.2%
3414900 · INTEREST-DELINQUENT TAXES	17,730.77	15,000.00	2,730.77	118.2%
3424100 · RENT-MAGISTRATE	10,000.00	12,000.00	(2,000.00)	83.3%
3514120 · EMERGENCY RELIEF FEMA				
3514900 · OTHER FEDERAL GRANTS				
3534000 · NON-GOV'T GRANT	750.00	750.00		100.0%
3544020 · SEATBELT-DARE-DUI-PUBLIC SAFETY	3,532.31	3,600.00	(67.69)	98.1%
3544155 · RECYCLING PERFORMANCE GRANT	4,374.00	4,374.00		100.0%
3544900 · OTHER STATE GRANTS	13,570.48	15,570.00	(1,999.52)	87.2%
3554010 · PUBLIC UTILITY REALTY TAX	3,216.29	3,200.00	16.29	100.5%
3554080 · ALCOHOLIC BEVERAGES LICENCES	3,250.00	3,000.00	250.00	108.3%
3554130 · FOREIGN FIRE INS. PREM. TAX	22,348.02	22,348.00	0.02	100.0%
3554910 · STATE AID - PENSIONS	215,481.87	215,481.00	0.87	100.0%
3574020 · PUBLIC SAFETY-LOCAL GOV'T	7,005.08	6,500.00	505.08	107.8%
3574070 · SPECIAL EVENT/OTHER PERMITS		1,500.00	(1,500.00)	
3594300 · HOUSING AUTHORITY-PAYMENT	33,681.27	33,681.00	0.27	100.0%
3594310 · IN LIEU OF TAXES-ST GABRIELS	2,000.00	2,000.00		100.0%
3614300 · ZONING PERMITS	3,025.00	3,000.00	25.00	100.8%
3614310 · ZONING-HEARING FEES	1,050.00	1,750.00	(700.00)	60.0%
3614400 · SUBDIVISION/LAND DEV FEES	1,050.00	550.00	500.00	190.9%
3624100 · ACCIDENTS REPORTS	3,030.00	4,000.00	(970.00)	75.8%
3624150 · FINGERPRINT-BACKGROUND	910.00	2,000.00	(1,090.00)	45.5%
3624300 · TOWING SERVICES	20,100.00	20,100.00		100.0%
3624350 · HANDICAPPED PARKING PERMITS	300.00	300.00		100.0%
3624410 · BUILDING PERMITS	84,122.50	80,000.00	4,122.50	105.2%
3624415 · DUMPSTER PERMIT	1,150.00	1,200.00	(50.00)	95.8%
3624450 · FIRE INSPECT-USE & OCCUPANCY	190.00	3,000.00	(2,810.00)	6.3%
3624460 · DEMOLITION PERMITS	997.02	1,200.00	(202.98)	83.1%
3624470 · PLAN REVIEW FEE	3,500.00	3,000.00	500.00	116.7%
3624485 · BUILDING CODE HEARING FEE	250.00	500.00	(250.00)	50.0%
3624490 · STATE FEES - UCC	1,170.00	1,200.00	(30.00)	97.5%
3634210 · METER FEES	16,434.13	21,000.00	(4,565.87)	78.3%
3644300 · REFUSE COLLECTION-CURRENT YEAR	378,981.00	425,000.00	(46,019.00)	89.2%
3644310 · REFUSE COLLECT-PRIOR YEAR	42,373.00	40,000.00	2,373.00	105.9%
3644320 · BULK GARBAGE-LANDFILL FEES	6,563.00	6,000.00	563.00	109.4%
3644340 · REFUSE-COMMERCIAL	4,250.00	4,500.00	(250.00)	94.4%
3644410 · SEWER TAP FEE	1,500.00	1,500.00		100.0%
3644500 · RECYCLABLE MATERIAL-SCRAP METAL	962.70	1,000.00	(37.30)	96.3%
3644503 · RECYCLABLE MAT.-SINGLE STREAM				
3674430 · SHOWMOBILE RENTAL	730.00	730.00		100.0%
3736830 · GAS-TO PUBLIC AUTHORITIES				

	Jan - Oct 18	Budget	\$ Over Budget	% of Budget
3834000 · SPECIAL ASSESSMENTS-Legal Fees		500.00	(500.00)	
3874000 · DONATIONS-PRIVATE SOURCE		500.00	(500.00)	
3894000 · OTHER MISC. REVENUE	885.61	1,000.00	(114.39)	88.6%
3894010 · POSTAGE-TAX OFFICE	709.59	1,000.00	(290.41)	71.0%
3894012 · TOMATO FESTIVAL INCOME	2,654.40	5,000.00	(2,345.60)	53.1%
3894015 · ST. PATRICK'S DAY INCOME		3,600.00	(3,600.00)	
3894020 · COPIES-HARD COPIES OF DOCUMENTS	7,712.40	8,000.00	(287.60)	96.4%
3894030 · INSURANCE REFUNDS		1,000.00	(1,000.00)	
3894060 · VENDING MACHINE	215.00	400.00	(185.00)	53.8%
3895000 · LCCC LEASE PAYMENTS		30,000.00	(30,000.00)	
3914100 · SALE OF FIXED ASSETS	1,248.00	1,248.00		100.0%
3914400 · REFUNDS-PRIOR YEAR	43.50	1,000.00	(956.50)	4.4%
3914401 · REFUNDS-CURRENT YEAR	8,213.21	7,000.00	1,213.21	117.3%
3924010 · TRANSFER FROM GENERAL FUND				
3924080 · TRANSFER FROM SEWER FUND	177,000.00	292,000.00	(115,000.00)	60.6%
3924360 · DONATION FOR K9 DIVISION	2,213.00	2,500.00	(287.00)	88.5%
3924910 · TRANS. FROM FIRE LOSS FUND	11,816.23	11,816.00	0.23	100.0%
3924945 · INTERGOV REIMB - WYOMING	37,170.30	37,200.00	(29.70)	99.9%
3924950 · INTERGOV REIMB - COMM DEV	38,393.09	70,000.00	(31,606.91)	54.8%
3924960 · INTERGOV REIMB - PARK AUTH		20,000.00	(20,000.00)	
3924981 · INTERGOV REIMB JENKINS TWP	15,000.00	14,000.00	1,000.00	107.1%
3924990 · INTERGOV REIMB - PITT AREA S.D.	46,899.53	48,000.00	(1,100.47)	97.7%
3994000 · USE OF UNRESERVED FUND BALANCE		35,000.00	(35,000.00)	
Total Income	4,363,037.22	5,444,498.00	(1,081,460.78)	80.1%
Gross Profit	4,363,037.22	5,444,498.00	(1,081,460.78)	80.1%
Expense				
4006100 · SALARY-MAYOR	2,422.98	3,000.00	(577.02)	80.8%
4006110 · SALARIES-COUNCIL	8,076.60	10,000.00	(1,923.40)	80.8%
4006130 · SALARY-CONTROLLER	2,019.15	2,500.00	(480.85)	80.8%
4006150 · OFFICIAL-BENEFITS	836.93	1,200.00	(363.07)	69.7%
4006160 · PAYROLL TAXES-EMPLOYERS	1,117.50	1,200.00	(82.50)	93.1%
4006180 · WORKERS COMP INS	300.00	300.00		100.0%
4006200 · SUPPLIES				
4006310 · ANNUAL AUDIT- CAFR	7,557.00	9,000.00	(1,443.00)	84.0%
4006315 · PROGRAM AUDITS	2,000.00	2,000.00		100.0%
4006320 · COMMUNICATION	2,002.76	2,200.00	(197.24)	91.0%
4006330 · CITY WEBSITE MAINTENANCE	1,569.00	2,000.00	(431.00)	78.5%
4006340 · ADVERTISING & PRINTING	3,617.24	3,500.00	117.24	103.3%
4006350 · INSURANCE & BONDING	999.00	3,500.00	(2,501.00)	28.5%
4006360 · PUBLIC OFFICIALS INSURANCE	29,020.00	29,020.00		100.0%
4006370 · NOTARY STIPEND	500.00	500.00		100.0%
4006420 · DUES & SUBSCRIPTIONS	4,060.60	4,500.00	(439.40)	90.2%
4006430 · GFOA MEMBERSHIP	170.00	350.00	(180.00)	48.6%
4006450 · CONTRACTED SERVICES				
4006455 · COMPUTER MEMORY BACK-UP	4,680.08	5,000.00	(319.92)	93.6%
4006460 · MEETINGS & CONFERENCES	1,938.40	2,000.00	(61.60)	96.9%
4006490 · OTHER SERVICES & CHARGES	293.27	500.00	(206.73)	58.7%
4016100 · CITY-WIDE FLEET MONITORING	2,100.30	2,200.00	(99.70)	95.5%
4026120 · SALARY-CITY CLERK				
4026130 · SALARY-CLERKS	33,413.12	41,370.00	(7,956.88)	80.8%
4026140 · CITY MANAGER	66,194.10	81,954.00	(15,759.90)	80.8%
4026142 · OPERATIONS COORDINATOR	36,514.80	45,216.00	(8,701.20)	80.8%
4026143 · DIRECTOR OF OPERATIONS	6,300.00	7,800.00	(1,500.00)	80.8%
4026150 · EMPLOYEE BENEFITS	27,578.36	32,000.00	(4,421.64)	86.2%
4026151 · HEALTH DEDUCTIBLE-CLERK	2,119.71	2,200.00	(80.29)	96.4%
4026160 · PAYROLL TAXES-EMPLOYEES	12,707.59	15,000.00	(2,292.41)	84.7%
4026180 · WORKERS COMPENSATION INSURANCE	2,000.00	2,000.00		100.0%
4026185 · WC AUDIT PRIOR YEAR	4,003.00	4,003.00		100.0%
4026200 · SUPPLIES-CITY ADMINISTRATOR	1,682.10	2,000.00	(317.90)	84.1%
4026210 · POSTAGE	946.08	1,200.00	(253.92)	78.8%

City of Pittston Fiscal Year 2018
General Fund Amended Budget

Jan 1st to Oct 31st Amended Budget to Actuals (Unaudited)

	Jan - Oct 18	Budget	\$ Over Budget	% of Budget
4026260 · SM TOOLS/ MINOR EQUIPMENT	275.00	500.00	(225.00)	55.0%
4026320 · COMMUNICATION-CITY CLERK	1,021.43	750.00	271.43	136.2%
4026420 · DUES/SUBSCRIPTIONS	240.00	500.00	(260.00)	48.0%
4026450 · CONTRACTED SERVICES-CITY CLERK	3,056.06	2,800.00	256.06	109.1%
4026460 · MEETING/CONFERENCE				
4026490 · OTHER SERVICES & CHARGES-CLERK	479.08	750.00	(270.92)	63.9%
4026650 · HOME RULE TRANSITION EXPENSE				
4026651 · ORDINANCE CODIFICATION	2,481.11	2,482.00	(0.89)	100.0%
4026920 · NON-UNION PEN MMO LOCAL PYT	143,375.00	143,375.00		100.0%
4036100 · SALARY- TAX COLLECTOR	11,711.49	14,500.00	(2,788.51)	80.8%
4036110 · SALARY-OFFICE MANAGER	28,639.81	28,700.00	(60.19)	99.8%
4036120 · SALARY-CLERKS-2	48,755.01	76,000.00	(27,244.99)	64.2%
4036150 · EMPLOYEE BENEFITS-TREASURER	21,539.77	28,000.00	(6,460.23)	76.9%
4036151 · HEALTH DEDUCTABLE-TAX	750.17	1,000.00	(249.83)	75.0%
4036160 · PAYROLL TAXES-EMPLOYERS-TREAS.	8,959.26	11,000.00	(2,040.74)	81.4%
4036180 · WORK COMP INS.-TREASURER	2,000.00	2,000.00		100.0%
4036181 · FIDUCIARY INSURANCE	3,882.95	3,783.00	99.95	102.6%
4036192 · TAX OFFICE-OVERTIME		100.00	(100.00)	
4036193 · TAX-TERMINAL LEAVE	6,385.44	7,500.00	(1,114.56)	85.1%
4036200 · SUPPLIES-TREASURER	3,310.93	3,500.00	(189.07)	94.6%
4036210 · POSTAGE-TREASURER	2,134.42	2,000.00	134.42	106.7%
4036220 · DIRECT DEPOSIT/BANK FEES	1,342.68	1,000.00	342.68	134.3%
4036260 · SM. TOOLS/MINOR EQUIP-TREASURER	222.00	500.00	(278.00)	44.4%
4036320 · COMMUNICATION-TREASURER	363.11	750.00	(386.89)	48.4%
4036335 · ACT 32 TAX COLLECTION COMMITTEE		100.00	(100.00)	
4036340 · ADVERTISING/PRINTING-TREASURER	169.00	2,500.00	(2,331.00)	6.8%
4036420 · DUES/SUBSCRIPTION-TREASURER	70.00	200.00	(130.00)	35.0%
4036450 · CONTRACTED SERV.-TREASURER	5,468.03	5,000.00	468.03	109.4%
4036490 · OTHER SERV. & CHARGES-TREASURER		2,000.00	(2,000.00)	
4046100 · SALARY-SOLICITORS	9,692.34	12,000.00	(2,307.66)	80.8%
4046102 · ASST SOLICITOR	4,845.96	6,000.00	(1,154.04)	80.8%
4046160 · PAYROLL TAXES-EMPLOYERS-LAW	1,082.70	1,500.00	(417.30)	72.2%
4046180 · WORKERS COMPENSATION INS.-LAW	1,000.00	1,000.00		100.0%
4046450 · SPECIAL LEGAL SERVICE	8,655.14	10,000.00	(1,344.86)	86.6%
4046490 · OTHER LEGAL SERVICES & CHARGES	140.00	1,000.00	(860.00)	14.0%
4066110 · SALARY-OCD DIRECTOR	53,184.60	65,841.00	(12,656.40)	80.8%
4066116 · OCD-DEPUTY DIRECTOR	33,824.25	41,370.00	(7,545.75)	81.8%
4066120 · SALARY-OCD BOOKKEEPER	25,578.00	31,974.00	(6,396.00)	80.0%
4066130 · SALARY-OCD CLERK				
4066150 · EMPLOYEE BENEFITS-OCD	35,102.60	34,000.00	1,102.60	103.2%
4066151 · HEALTH DEDUCTIBLE-OCD	560.62	1,000.00	(439.38)	56.1%
4066160 · PAYROLL TAXES-EMPLOYERS-OCD	9,756.97	12,000.00	(2,243.03)	81.3%
4066180 · WORKERS COMP - INSURANCE	3,300.00	3,300.00		100.0%
4066193 · OCD-TERMINAL LEAVE	4,774.87	4,775.00	(0.13)	100.0%
4066480 · OTHER EXPENSE	1,879.00		1,879.00	100.0%
4076310 · PAYROLL & ACCOUNTING SERVICES	3,558.40	3,500.00	58.40	101.7%
4076490 · SOFTWARE/HARDWARE MAINTENANCE	4,797.52	6,000.00	(1,202.48)	80.0%
4076700 · CITYWIDE SOFTWARE UPGRADE	11,757.91	12,000.00	(242.09)	98.0%
4096110 · SALARY-JANITOR- BLDG & PLANT	4,842.07	6,000.00	(1,157.93)	80.7%
4096200 · SUPPLIES - BLDG & PLANT	6,172.04	6,500.00	(327.96)	95.0%
4096310 · PROFESSIONAL SERV - BLDG/PLANT	1,808.94	1,700.00	108.94	106.4%
4096360 · PUBLIC UTILITY SERVICE-BLDG&PLT	15,313.41	18,000.00	(2,686.59)	85.1%
4096370 · REPAIRS & MAINT SERV-BLDG&PLANT	280.00	500.00	(220.00)	56.0%
4096450 · CONTRACTED SERVICE-BLDG & PLANT	8,091.58	7,500.00	591.58	107.9%
4096490 · OTHER SERVICE& CHARGES-BLDG/PLT	1,085.89	1,000.00	85.89	108.6%
4096800 · HVAC CONTRACT	7,625.88	7,626.00	(0.12)	100.0%
4096810 · ELEVATOR CONTRACT		1,000.00	(1,000.00)	
4096820 · TELEPHONE CONTRACT				
4104150 · EMA-SUPPLIES	289.79	500.00	(210.21)	58.0%
4106100 · SALARY - POLICE CHIEF	53,588.52	66,264.00	(12,675.48)	80.9%
4106120 · SALARY- POLICE SERGEANTS	95,351.11	117,272.00	(21,920.89)	81.3%
4106130 · SALARY-POLICE-F/T PATROLMEN	230,509.43	282,970.00	(52,460.57)	81.5%

	Jan - Oct 18	Budget	\$ Over Budget	% of Budget
4106140 · SALARY-PART TIME POLICE	130,042.00	135,000.00	(4,958.00)	96.3%
4106150 · EMPLOYEE BENEFITS-POLICE	87,467.11	110,000.00	(22,532.89)	79.5%
4106151 · HEALTH DEDUCTIBLE-POLICE	529.46	1,000.00	(470.54)	52.9%
4106160 · PAYROLL TAXES-EMPLOYERS-POLICE	22,542.84	25,000.00	(2,457.16)	90.2%
4106180 · WORKERS COMP INS.	32,000.00	32,000.00		100.0%
4106181 · LAW ENFORCEMENT LIAB. INS.	19,418.00	19,419.00	(1.00)	100.0%
4106185 · DRUG TASK FORCE	7,933.45	7,000.00	933.45	113.3%
4106190 · LONGEVITY-POLICE	8,925.00	13,375.00	(4,450.00)	66.7%
4106191 · HOLIDAY PAY-POLICE	12,315.52	25,000.00	(12,684.48)	49.3%
4106192 · OVERTIME-POLICE	8,638.39	5,000.00	3,638.39	172.8%
4106193 · POLICE-TERMINAL LEAVE				
4106195 · MAGISTRATE PAY	10,812.96	13,000.00	(2,187.04)	83.2%
4106196 · COURT/WRITE-UPS	5,334.11	3,500.00	1,834.11	152.4%
4106200 · SUPPLIES-POLICE	3,516.41	3,500.00	16.41	100.5%
4106230 · FIREARMS-AMMUNITION	273.72	3,000.00	(2,726.28)	9.1%
4106240 · UNIFORMS-POLICE	8,405.42	8,500.00	(94.58)	98.9%
4106250 · VEHICLE PARTS-POLICE	2,753.92	2,000.00	753.92	137.7%
4106260 · SM TOOLS/MINOR EQUIP.-POLICE	1,342.69	1,300.00	42.69	103.3%
4106310 · PROFESSIONAL SERVICES-POLICE		500.00	(500.00)	
4106320 · COMMUNICATION-POLICE	2,121.25	2,500.00	(378.75)	84.9%
4106330 · VEHICLE GAS, OIL ETC.-POLICE	9,873.59	13,000.00	(3,126.41)	76.0%
4106340 · ADVERTISING & PRINTING-POLICE	390.00	500.00	(110.00)	78.0%
4106350 · INS.-LIABILITY & VEHICLE-POLICE	15,000.00	15,000.00		100.0%
4106370 · VEHICLE REPAIR & MAINT.-POLICE	7,367.26	7,000.00	367.26	105.2%
4106400 · COURT COSTS & INVESTIGATION	30.00	100.00	(70.00)	30.0%
4106420 · DUES & SUBSCRIPTIONS-POLICE	425.00	1,000.00	(575.00)	42.5%
4106450 · CONTRACTED SERVICES-POLICE	3,674.21	5,000.00	(1,325.79)	73.5%
4106460 · MEETING/CONFERENCES-POLICE	472.08	1,500.00	(1,027.92)	31.5%
4106490 · OTHER SER. & CHARGES-POLICE		1,500.00	(1,500.00)	
4106600 · CAPITAL CONSTRUCTION-POLICE	36.96			
4106700 · CAPITAL PURCHASES-POLICE	39,526.43	30,000.00	9,526.43	131.8%
4106710 · SPECIAL CAPITAL PURCHASE-POLICE	3,780.00	4,000.00	(220.00)	94.5%
4106915 · POLICE PENSION MMO-LOCAL PYT	72,106.87	495,672.00	(423,565.13)	14.5%
4106920 · POLICE PENSION MMO--PRIOR YEARS	208,000.00	208,000.00		100.0%
4107000 · K-9 DIVISION COSTS	1,789.87	1,200.00	589.87	149.2%
4116100 · SALARY-FIRE CHIEF	52,397.76	62,092.00	(9,694.24)	84.4%
4116101 · SALARY-DEPUTY CHIEF				
4116105 · SALARY DEPUTY CHIEF	18,078.72	37,600.00	(19,521.28)	48.1%
4116110 · SALARY-ASSISTANT CHIEF	57,809.63	95,000.00	(37,190.37)	60.9%
4116115 · SALARY-CAPTAIN	92,076.48	114,184.00	(22,107.52)	80.6%
4116116 · SALARY-FULL TIME FIRE	73,419.84	109,000.00	(35,580.16)	67.4%
4116130 · SALARY-PART TIME FIRE	63,588.00	45,000.00	18,588.00	141.3%
4116140 · VOLUNTEER WAGES-FIRE	970.50	1,500.00	(529.50)	64.7%
4116150 · EMPLOYEE BENEFITS-FIRE	85,812.66	135,000.00	(49,187.34)	63.6%
4116151 · HEALTH DEDUCTIBLE-FIRE	5,388.64	8,000.00	(2,611.36)	67.4%
4116152 · EDUCATION STIPEND	50.00	100.00	(50.00)	50.0%
4116160 · PAYROLL TAXES/EMPLOYER-FIRE	36,162.94	38,000.00	(1,837.06)	95.2%
4116180 · WORKERS COMP INSURANCE-FIRE	27,581.00	28,000.00	(419.00)	98.5%
4116181 · WORKERS COMP VOLUNTEERS	37,611.00	45,000.00	(7,389.00)	83.6%
4116190 · LONGEVITY-FIRE	6,600.00	7,800.00	(1,200.00)	84.6%
4116192 · OVERTIME-FIRE	2,471.85	2,000.00	471.85	123.6%
4116193 · FIRE INSPECTIONS		500.00	(500.00)	
4116194 · FIRE-TERMINAL LEAVE	42,480.92	42,481.00	(0.08)	100.0%
4116200 · SUPPLIES-FIRE	3,970.49	4,000.00	(29.51)	99.3%
4116230 · FIRE--SICK PAY BUY BACK	5,320.00	5,320.00		100.0%
4116240 · UNIFORMS-FIRE	4,500.00	4,500.00		100.0%
4116250 · VEHICLE PARTS-FIRE	266.16	500.00	(233.84)	53.2%
4116260 · SM. TOOL/ MINOR EQUIP-FIRE		500.00	(500.00)	
4116310 · PROFESSIONAL SERVICES-FIRE	220.00	300.00	(80.00)	73.3%
4116320 · COMMUNICATIONS	1,296.60	1,500.00	(203.40)	86.4%
4116330 · VEHICLE GAS, OIL ETC.-FIRE	3,080.87	3,500.00	(419.13)	88.0%
4116340 · ADVERTISING & PRINTING-FIRE		100.00	(100.00)	

City of Pittston Fiscal Year 2018
General Fund Amended Budget

Jan 1st to Oct 31st Amended Budget to Actuals (Unaudited)

	Jan - Oct 18	Budget	\$ Over Budget	% of Budget
4116350 · INSURANCE-VEHICLES	17,000.00	17,000.00		100.0%
4116360 · PUBLIC UTILITY SERVICES-FIRE	9,638.74	12,000.00	(2,361.26)	80.3%
4116370 · VEHICLE REPAIR & MAINT.-FIRE	7,748.42	8,000.00	(251.58)	96.9%
4116420 · DUES & SUBSCRIPTIONS-FIRE	170.00	250.00	(80.00)	68.0%
4116430 · MISCELLANEOUS - FIRE		100.00	(100.00)	
4116450 · CONTRACTED SERVICES-FIRE	1,177.61	2,000.00	(822.39)	58.9%
4116460 · MEETING CONFEREN TRAIN-FIRE	261.98	1,000.00	(738.02)	26.2%
4116470 · OTHER UTILITIES-FIRE HYDRANTS	22,296.76	26,000.00	(3,703.24)	85.8%
4116480 · BLDG. REPAIR & MAINT.-FIRE	606.48	13,200.00	(12,593.52)	4.6%
4116490 · OTHER SERV. & CHARGES-FIRE	104.61	500.00	(395.39)	20.9%
4116500 · SPECIAL EXPENSE-GRANT	14,104.26	14,105.00	(0.74)	100.0%
4116530 · CONTRIBUTION-FIREMEN'S RELIEF	22,348.02	22,348.00	0.02	100.0%
4116660 · CAPITAL CONSTRUCTION-FIRE				
4116915 · FIRE PENSION MMO-LOCAL PYT		59,635.00	(59,635.00)	
4126180 · AMBULANCE/RESCUE WORKERS COMP	1,000.00	2,000.00	(1,000.00)	50.0%
4136380 · RENTAL EQUIP/OTHER-ELEC,PLUMB				
4136480 · CODE INSPECTION FEE	465.00	800.00	(335.00)	58.1%
4136481 · RESIDENTIAL INSPECTIONS		5,000.00	(5,000.00)	
4136482 · COMMERCIAL INSPECTIONS	2,250.00	3,000.00	(750.00)	75.0%
4146120 · CODE/ZONING SALARY	46,275.60	57,289.00	(11,013.40)	80.8%
4146150 · EMPLOYEE BENEFITS-ZONING	16,810.10	19,500.00	(2,689.90)	86.2%
4146151 · HEALTH DEDUCTIBLE-CODE		250.00	(250.00)	
4146160 · PAYROLL TAXES EMPLOYERS-ZONING	4,142.96	4,600.00	(457.04)	90.1%
4146180 · WORKERS COMP INS.-ZONING	2,815.00	3,000.00	(185.00)	93.8%
4146200 · SUPPLIES-ZONING	649.22	1,000.00	(350.78)	64.9%
4146240 · CLOTHING	350.00	350.00		100.0%
4146260 · SM TOOLS/MINOR EQUIP-ZONING		100.00	(100.00)	
4146310 · PROFESSIONAL SERV.		100.00	(100.00)	
4146320 · COMMUNICATION-ZONING	2,443.01	2,500.00	(56.99)	97.7%
4146330 · CODE ENFORCEMENT GAS	844.95	1,000.00	(155.05)	84.5%
4146340 · ADVERTISING & PRINTING-ZONING	2,102.50	1,700.00	402.50	123.7%
4146350 · VEHICLE INS- BONDING-ZONING	2,500.00	2,500.00		100.0%
4146420 · DUES & SUBSCRIPTIONS-ZONING	180.00	500.00	(320.00)	36.0%
4146450 · STANDING COMMISSIONER-ZONE HEAR	525.30	500.00	25.30	105.1%
4146460 · MEETING/CONFERENCES-ZONING		200.00	(200.00)	
4146480 · LAND BANK MEMBERSHIP	1,500.00	1,500.00		100.0%
4146700 · CAPITAL PURCHASES-ZONING	2,397.67	7,500.00	(5,102.33)	32.0%
4147000 · TRAINING AND EDUCATION		100.00	(100.00)	
4156300 · SHADE TREE COMMISSION EXPENSE	390.00	400.00	(10.00)	97.5%
4156310 · PROF. SERVICES--SHADE TREES	10,745.00	10,750.00	(5.00)	100.0%
4156340 · PLANNING COMM-ADVERTISE	112.50	200.00	(87.50)	56.3%
4166450 · CODE APPEALS BOARD EXPENSE	117.50	100.00	17.50	117.5%
4176300 · HUMAN RELATIONS COMMISSION EXP		50.00	(50.00)	
4186340 · CIVIL SERVICE COMM EXPENSE		500.00	(500.00)	
4216390 · BOARD OF HEALTH EXPENSE		50.00	(50.00)	
4226110 · SALARY-RENTAL PROP INSPECTOR	5,279.67	6,500.00	(1,220.33)	81.2%
4226160 · PAYROLL TAXES	599.40	700.00	(100.60)	85.6%
4226200 · SUPPLIES-RENTAL PROP INSP	396.26	200.00	196.26	198.1%
4226260 · EQUIPMENT-RENTAL INSPECTION	41.95	100.00	(58.05)	42.0%
4226310 · PROFESSIONAL SERVICES-RENTAL		100.00	(100.00)	
4226340 · ADVERTISE/PRINTING RENTAL INSP	972.42	1,500.00	(527.58)	64.8%
4276110 · SALARY-ASST. SUPER-STREET-SANIT	35,464.80	44,156.00	(8,691.20)	80.3%
4276130 · SALARY-CDL DRIVERS-FULL TIME	82,523.20	100,000.00	(17,476.80)	82.5%
4276150 · EMPLOYEE BENEFITS-SANITATION	32,660.01	35,000.00	(2,339.99)	93.3%
4276151 · HEALTH DEDUCTIBLE-SANITATION	373.32	500.00	(126.68)	74.7%
4276160 · PAYROLL TAXES/EMPLOYER-SANITATI	8,656.40	12,000.00	(3,343.60)	72.1%
4276180 · WORKERS COMP INSURANCE	13,880.00	13,880.00		100.0%
4276192 · OVERTIME WAGES-SANITATION	3,012.25	4,000.00	(987.75)	75.3%
4276200 · SUPPLIES-SANITATION	275.44	500.00	(224.56)	55.1%
4276210 · CDL DRIVER BONUS-SANITATION	2,250.00	2,250.00		100.0%
4276220 · SANITATION EXPENSE		250.00	(250.00)	
4276240 · UNIFORMS-SANITATIONS	3,675.00	3,675.00		100.0%

City of Pittston Fiscal Year 2018
General Fund Amended Budget

Jan 1st to Oct 31st Amended Budget to Actuals (Unaudited)


	Jan - Oct 18	Budget	\$ Over Budget	% of Budget
4276250 · VEHICLE PARTS-SANITATION	1,809.63	2,500.00	(690.37)	72.4%
4276260 · SM TOOLS/MINOR EQUIP.-SANITATIO		250.00	(250.00)	
4276310 · PROFESSIONAL SERV.-SANITATION		200.00	(200.00)	
4276320 · COMMUNICATIONS-SANITATION	632.68	400.00	232.68	158.2%
4276330 · VEHICLE GAS, OIL ETC.-SANITATIO	14,115.32	14,000.00	115.32	100.8%
4276340 · ADVERTISING/PRINTING	15,275.96	15,500.00	(224.04)	98.6%
4276341 · DELINQUENT REFUSE NOTICES		500.00	(500.00)	
4276342 · RECYCLING CALENDARS	3,800.00	3,800.00		100.0%
4276350 · INSURANCE & BONDING-SANITATION	448.00	8,000.00	(7,552.00)	5.6%
4276360 · PUBLIC UTILITY SERV-SANITATION	3,079.05	3,500.00	(420.95)	88.0%
4276370 · VEHICLE REPAIR & MAINT.-SANITA	8,340.93	12,000.00	(3,659.07)	69.5%
4276450 · CONTRACTED SERV.-SANITATION	81,346.65	100,000.00	(18,653.35)	81.3%
4276460 · COMPOST COMM. FEES	3,500.00	3,500.00		100.0%
4276470 · ACT 101 SEC 902 RECYCL GRANT				
4276480 · BLDG. REPAIRS & MAINT.-SANITATI	715.00	1,000.00	(285.00)	71.5%
4276490 · OTHER SERV & CHGS - SANITATION	250.00	500.00	(250.00)	50.0%
4276700 · CAPITAL PURCHASE-SANITATION	52,663.68	60,549.00	(7,885.32)	87.0%
4306110 · SALARY-SUPER-STREET-SANT.				
4306140 · SALARY-PT LABORERS	138,871.28	125,000.00	13,871.28	111.1%
4306150 · EMPLOYEE BENEFITS - STREET	7,562.28	9,500.00	(1,937.72)	79.6%
4306151 · HEALTH DEDUCTIBLE		200.00	(200.00)	
4306160 · PAYROLL TAXES EMPLOYER-STREET	18,408.42	20,000.00	(1,591.58)	92.0%
4306180 · WORKMANS COMP INS-STEEET	7,000.00	7,000.00		100.0%
4306192 · OVERTIME WAGES-STREET		500.00	(500.00)	
4306200 · SUPPLIES-STREET	3,317.71	4,000.00	(682.29)	82.9%
4306210 · CDL DRIVER BONUS-STREET	1,500.00	1,500.00		100.0%
4306240 · UNIFORMS-STREET	875.00	1,000.00	(125.00)	87.5%
4306250 · VEHICLE PARTS-STREET	1,207.69	1,500.00	(292.31)	80.5%
4306260 · SM TOOL/MINOR EQUIP-STREET	1,647.33	1,700.00	(52.67)	96.9%
4306310 · PROFESSIONAL SERV.-STREET		500.00	(500.00)	
4306320 · COMMUNICATION-STREET	978.11	1,000.00	(21.89)	97.8%
4306330 · VEHICLE GAS, OIL ETC.-STREET	16,093.63	18,000.00	(1,906.37)	89.4%
4306340 · ADVERTISING/PRINTING-STREET	720.00	600.00	120.00	120.0%
4306350 · INSURANCE/BONDING-STREET		5,000.00	(5,000.00)	
4306360 · PUBLIC UTILITY SERV.-STREET	2,982.65	3,000.00	(17.35)	99.4%
4306370 · VEHICLE REPAIR & MAINT.-STREET	1,109.30	1,000.00	109.30	110.9%
4306420 · DUES & SUBSCRIPTIONS-STREET	308.28	300.00	8.28	102.8%
4306450 · CONTRACTED SERVICES-STREET	3,803.78	3,500.00	303.78	108.7%
4306460 · MEETING/CONFERENCES-STREET		200.00	(200.00)	
4306480 · BLDG REPAIRS & MAINT.-STREET	244.05	1,000.00	(755.95)	24.4%
4306490 · OTHER SERV. & CHARGES-STREET		200.00	(200.00)	
4306600 · CAPITAL CONSTRUCTION-STREET	15,807.00			
4306700 · CAPITAL PURCHASE	4,732.90	7,500.00	(2,767.10)	63.1%
4316260 · SM TOOLS/MINOR EQUIP-ST & GUTT	1,666.30	2,000.00	(333.70)	83.3%
4316300 · STREET SWEEPING-OPERATOR SALARY	3,321.55	3,600.00	(278.45)	92.3%
4316330 · FUEL-STREET SWEEPER	500.00	750.00	(250.00)	66.7%
4316350 · STREET SWEEPER-INSURANCE		1,000.00	(1,000.00)	
4316370 · REPAIR & MAINT-ST SWEEPER				
4316450 · CONTRACTED SERVICES-ST & GUTT				
4326200 · SUPPLIES-SNOW & ICE REMOVAL	1,051.60	750.00	301.60	140.2%
4326201 · OVERTIME-SNOW PLOWING-SALTING	14,879.18	15,000.00	(120.82)	99.2%
4326260 · SM TOOL/MINOR EQUIP-SNOW-ICE RE	250.00	250.00		100.0%
4326370 · REPAIR MAINT. SERC-SNOW & ICE		200.00	(200.00)	
4336200 · SUPPLIES-TRAFF. SIGNALS & SIGN	622.28	650.00	(27.72)	95.7%
4336360 · PUBLIC UTIL. SERV-TRAF SIG/SIGN				
4336370 · REPAIRS/MAINT-TRAF SIG/SIGNS	437.37	500.00	(62.63)	87.5%
4346200 · SUPPLIES-SIDEWALKS & CROSSWALKS				
4346360 · PUBLIC UTIL SERV-ST. LIGHTING				
4346370 · REPAIRS & MAINT.-ST LIGHTING	1,116.82	1,200.00	(83.18)	93.1%
4346380 · SUPPLIES-STREETSCAPE				
4356450 · CONTRACTED SERV.-SIDEWALKS/CROS				
4366130 · SALARY-REIMB FROM SEWER FUND	35,718.12	44,156.00	(8,437.88)	80.9%

City of Pittston Fiscal Year 2018
General Fund Amended Budget

Jan 1st to Oct 31st Amended Budget to Actuals (Unaudited)


	Jan - Oct 18	Budget	\$ Over Budget	% of Budget
4366150 · ST. DEPT. BENEFITS REIMB.	16,410.04	20,000.00	(3,589.96)	82.1%
4366151 · SEWER-HEALTHCARE DEDUCTIBLE	236.58	500.00	(263.42)	47.3%
4366160 · PAYROLL TAXES-SEWER	3,644.41	4,000.00	(355.59)	91.1%
4366180 · SEWER-WORKERS COMP	3,000.00	3,000.00		100.0%
4366192 · SEWER-OVERTIME	1,308.85	2,500.00	(1,191.15)	52.4%
4366370 · REPAIRS & MAINT-STORM SEWER/DRA	4,737.00	8,000.00	(3,263.00)	59.2%
4366450 · CONTRACT SERV.- SEWER/DRAINS		2,500.00	(2,500.00)	
4366490 · OTHER SERV-SEWER/DRAINS	1,564.79	2,500.00	(935.21)	62.6%
4376200 · SUPPLIES-REPAIR TOOLS/MACHINERY		500.00	(500.00)	
4376370 · REPAIR & MAINT-REPAIR TOOLS/MAC	639.45	750.00	(110.55)	85.3%
4396600 · CAPITAL CONSTRUCTION	4,924.70			
4436000 · CITY FUEL PUMPS MAINT & REP	2,455.24	2,500.00	(44.76)	98.2%
4501000 · PUBLIC PROPERTY MAINTENANCE	7,503.89	10,000.00	(2,496.11)	75.0%
4506130 · SALARY-PUBLIC PROPERTY	33,000.30	35,000.00	(1,999.70)	94.3%
4506150 · EMPLOYEE BENEFITS-PUBLIC PROP	5,617.63	6,000.00	(382.37)	93.6%
4506160 · PAYROLL TAXES-PUBLIC PROP	2,330.17	2,500.00	(169.83)	93.2%
4506180 · WORKERS COMP-PUBLIC PROP	2,500.00	3,100.00	(600.00)	80.6%
4506200 · SUPPLIES-PUBLIC PROPERTIES	3,270.36	5,000.00	(1,729.64)	65.4%
4506240 · CLOTHING-PUBLIC PROP	406.00	500.00	(94.00)	81.2%
4506320 · COMMUNICATIONS-PUBLIC PROP	1,178.92	1,500.00	(321.08)	78.6%
4526120 · SALARY-PARK STAFF	3,175.40	6,000.00	(2,824.60)	52.9%
4526160 · PAYROLL-TAXES EMPLOYER-PARKS	551.52	1,000.00	(448.48)	55.2%
4526200 · SUPPLIES-PARKS	5,100.72	5,500.00	(399.28)	92.7%
4526260 · SM TOOLS/MINOR EQUIP-PARKS	3,473.28	3,500.00	(26.72)	99.2%
4526310 · PROFESSIONAL SERV.-PARKS	1,047.34	1,100.00	(52.66)	95.2%
4526350 · INSURANCE/BONDING-PARKS	197.00	1,000.00	(803.00)	19.7%
4526360 · PUBLIC UTILITY SERV.-PARKS	2,209.76	3,000.00	(790.24)	73.7%
4526370 · REPAIRS & MAINT-PARKS	1,118.27	2,000.00	(881.73)	55.9%
4526490 · OTHER SERV & CHARGES-MAINSTREET	132.00	150.00	(18.00)	88.0%
4526700 · CAPITAL PURCHASE-PARKS	1,664.68	3,000.00	(1,335.32)	55.5%
4527000 · PARKS & REC COMM EXPENSE		100.00	(100.00)	
4536120 · SALARY-BUS IMPROVEMENT DISTRICT	21,315.00	26,389.00	(5,074.00)	80.8%
4536150 · EMPLOYEE BENEFITS-BUS IMP DIST	5,925.40	9,000.00	(3,074.60)	65.8%
4536151 · HEALTH DEDUCTIBLE-BUS IMP DISTR	129.46	200.00	(70.54)	64.7%
4536160 · PAYROLL TAXES-BUS IMPR DISTRICT	2,072.60	2,600.00	(527.40)	79.7%
4536180 · WORKERS COMP-BUS IMP DISTRICT	250.00	1,000.00	(750.00)	25.0%
4536192 · OVERTIME-BUS IMPROV DISTRICT	239.25		239.25	100.0%
4536240 · BUS IMP DIS--EMPLOYEE CLOTHING	350.00	350.00		100.0%
4566200 · LIBRARY-SUPPLIES	84.56	200.00	(115.44)	42.3%
4566260 · SMALL TOOLS-MINOR EQUIP-LIBRARY				
4566360 · PUBLIC UTILITY SERV.-LIBRARY				
4566370 · REPAIRS & MAINT.-LIBRARY	4,777.81	5,000.00	(222.19)	95.6%
4566450 · CONTRACTED SERV.-LIBRARY	5,954.00	6,000.00	(46.00)	99.2%
4566480 · LIBRARY CONTRIBUTION	37,282.22	38,000.00	(717.78)	98.1%
4576350 · VEHICLE INS-SHOWMOBILE				
4576700 · CIVIL AND MILITARY CELEBRATION	1,000.00	1,500.00	(500.00)	66.7%
4576710 · SPECIAL EVENTS	10,137.18	9,000.00	1,137.18	112.6%
4576720 · SHOWMOBILE INSURANCE		300.00	(300.00)	
4576730 · SHOWMOBILE MAINTENANCE	820.00	1,000.00	(180.00)	82.0%
4616080 · CAPITAL CONSTRUCT/DEMOLITION	19,841.00			
4706450 · ENERGY SAVINGS CONTRACT				
4716200 · TERM BOND/NOTE- PRINCIPLE	125,957.69	120,000.00	5,957.69	105.0%
4716600 · TAX ANTICIPATION NOTE/PRINCIPLE				
4726101 · SERIES 2014-B INTEREST	17,397.86	18,000.00	(602.14)	96.7%
4726102 · SERIES 2014-C INTEREST				
4726103 · SERIES 2014-D INTEREST	14,438.73	31,500.00	(17,061.27)	45.8%
4726104 · SERIES 2015-CIT HALL ENERGY SAV	87,184.02	95,000.00	(7,815.98)	91.8%
4726105 · SERIES 2015A LOAN PAYMENTS	45,687.60	60,900.00	(15,212.40)	75.0%
4726106 · ST LIGHT ENERGY SAVINGS LOAN	80,186.61	80,187.00	(0.39)	100.0%
4726107 · SERIES 2017-LCCC PROJECT LOAN	43,858.28	67,200.00	(23,341.72)	65.3%
4726108 · SERIES 2017A-SULLIVAN PARK LOAN	14,617.53	19,491.00	(4,873.47)	75.0%
4726109 · USDA LOAN 97-04-INTEREST ONLY				

	Jan - Oct 18	Budget	\$ Over Budget	% of Budget
4726200 · TERM BOND/NOTE INTEREST	23,401.47	38,000.00	(14,598.53)	61.6%
4726310 · SHORT TERM BORROWING INTEREST				
4726600 · TAX ANTICIPATION NOTE INTEREST		9,000.00	(9,000.00)	
4766000 · DEBT ISSUANCE COSTS/FEES	3,556.80	3,600.00	(43.20)	98.8%
4816110 · FICA/MEDICARE OVERPAYMENT	4,305.62			
4840004 · EQUIPMENT BREAKDOWN INS	1,144.00	1,144.00		100.0%
4846000 · INS. PREMIUM- GENERAL LIABILITY	80,607.00	100,000.00	(19,393.00)	80.6%
4846001 · INLAND MARINE INS	3,322.00	5,000.00	(1,678.00)	66.4%
4846002 · FIRE PROPERTY INS	9,323.00	12,000.00	(2,677.00)	77.7%
4846003 · CRIME INS	1,402.00	1,500.00	(98.00)	93.5%
4846100 · INSURANCE CLAIM REIMB		5,000.00	(5,000.00)	
4896000 · OTHER MISC EXP.	2,826.25	2,000.00	826.25	141.3%
4896490 · OTHER MISCELLANEOUS EXPENDITURE				
4926305 · TRANSFER TO RED AUTH				
4926320 · TRANSFER TO FEMA				
4930140 · JUDGEMENTS & DAMAGES	250.00	250.00		100.0%
4930530 · OTHER-FIRE RELIEF CONTRIBUTION				
4936310 · APPRAISAL PROFESSIONAL SERVICES	33.24	6,000.00	(5,966.76)	0.6%
4936311 · OPEB CALCULATION				
4936520 · DONATIONS	648.61	1,000.00	(351.39)	64.9%
4967300 · NON-RECURRING SPECIAL EXPENSE	28,779.91			
4980000 · RESTRICTED RESERVE	8,367.76	17,400.00	(9,032.24)	48.1%
4996100 · PRIOR YEAR LIABILITIES	7,925.00	64,506.00	(56,581.00)	12.3%
Total Expense	4,237,460.14	5,444,498.00	(1,207,037.86)	77.8%
Net Income	125,577.08		125,577.08	100.0%



LIQUID FUELS FUND

	Jan - Oct 18	Budget	\$ Over Bud...	% of Budget
Income				
3414100 · INTEREST-LIQ FUELS	1,350.38	1,302.00	48.38	103.7%
3556050 · LIQUID FUELS TAX	235,325.96	235,325.00	0.96	100.0%
3914400 · PRIOR YEAR REFUND	873.66	873.00	0.66	100.1%
3990000 · USE OF UNRESERVED FUND BALAN...		73,500.00	(73,500.00)	
Total Income	237,550.00	311,000.00	(73,450.00)	76.4%
Expense				
4006340 · ADVERTISING & PRINTING				
4086310 · ENGINEER FEES				
4306370 · VEHICLE REPAIR-STREET	9,064.89	10,000.00	(935.11)	90.6%
4306700 · CAPITAL PURCHASE-LF	5,559.29	10,000.00	(4,440.71)	55.6%
4316200 · SUPPLIES-STREET/GUTTERS	1,447.50	4,000.00	(2,552.50)	36.2%
4316370 · REPAIRS & MAINT SERVICES-STREET	1,359.19	4,000.00	(2,640.81)	34.0%
4316450 · CONTRACTED SERVICES-STREET/G...	2,124.35	5,000.00	(2,875.65)	42.5%
4316600 · ST SWEEPER MAINT--STREET/GUTT...	4,824.22	6,500.00	(1,675.78)	74.2%
4316700 · CAPITAL PURCHASES-STREET/GUTT...	19,767.36	19,767.00	0.36	100.0%
4326200 · SUPPLIES-SNOW REMOVAL	24,133.84	28,000.00	(3,866.16)	86.2%
4326260 · SMALL TOOLS/EQUIP-SNOW REMOV...	1,356.58	1,500.00	(143.42)	90.4%
4326370 · REPAIR-MAINT/SNOW REMOVAL	7,344.99	7,500.00	(155.01)	97.9%
4326700 · CAPITAL PURCHASE/SNOW REMOVAL				
4336200 · SUPPLIES-TRAFFIC SIGNALS/SIGNS	3,350.52	2,200.00	1,150.52	152.3%
4336300 · STREET SIGNS	8,858.63	6,500.00	2,358.63	136.3%
4336360 · ELEC SERVICE-TRAFFIC SIGNAL	2,504.89	4,000.00	(1,495.11)	62.6%
4336370 · REPAIRS/MAINT-TRAFF SIG/SIGNS	1,478.55	2,000.00	(521.45)	73.9%
4336450 · CONTRACTED SERV-TRAFF SIG/SIG...	6,963.44	7,000.00	(36.56)	99.5%
4336700 · CAPITAL PURCHASE-TRAFF SIG/SIGN	20,247.49	15,000.00	5,247.49	135.0%
4336800 · GREEN LIGHT GO GRANT MATCH				
4346360 · PUBLIC UTILITY SERV-ST LIGHTING	21,163.56	23,000.00	(1,836.44)	92.0%
4346370 · REPAIR & MAINT SERV-ST LIGHTING		500.00	(500.00)	
4366370 · REPAIR & MAINT. STORM SEWER	7,658.00	25,000.00	(17,342.00)	30.6%
4386100 · PENNDOT FEES		500.00	(500.00)	
4386200 · SUPPLIES-MAINT & REPAIR HIGHWAY	2,263.19	4,000.00	(1,736.81)	56.6%
4386450 · CONTRACTED SERV.-REPAIR HWYS		5,000.00	(5,000.00)	
4386600 · CAPITAL CONTRUCTION-REPAIR HW...	132,065.00	120,033.00	12,032.00	110.0%
Total Expense	283,535.48	311,000.00	(27,464.52)	91.2%
Net Income	(45,985.48)		(45,985.48)	100.0%



**SEWER
MAINTENANCE
FUND**

City of Pittston Fiscal Year 2018
Sewer Maintenance Fund Amended Budget
Jan 1st to Oct 31st Amended Budget to Actuals (Unaudited)

	Jan - Oct 18	Budget	\$ Over Bud...	% of Budget
Income				
3324001 · WVSA MAINTENANCE CONTRIBUTION		25,000.00	(25,000.00)	
3414100 · INTEREST SEWER MAINT FUND	869.53	350.00	519.53	248.4%
3644120 · CITY SEWER MAINTENANCE FEE	1,033,584.22	1,050,000.00	(16,415.78)	98.4%
3990000 · USE OF FUND BALANCE		20,368.00	(20,368.00)	
Total Income	1,034,453.75	1,095,718.00	(61,264.25)	94.4%
Expense				
4006310 · AUDITING/ACCOUNTING	3,115.00	4,500.00	(1,385.00)	69.2%
4006455 · COMPUTER MEMORY BACK-UP	250.72	1,000.00	(749.28)	25.1%
4026310 · CONTRACTED SERVICES/FINAN AD...		1,000.00	(1,000.00)	
4026510 · ORDINANCE CODIFICATION	1,195.00	1,500.00	(305.00)	79.7%
4036220 · BANK & CHECK PRINTING FEES	60.50			
4046450 · SPECIAL LEGAL SERVICES		44,000.00	(44,000.00)	
4076310 · PAYROLL SERVICE	347.60			
4086310 · ENGINEERING SERVICES/ENGINEER		500.00	(500.00)	
4096360 · PUBLIC UTILITY SER.	660.00	700.00	(40.00)	94.3%
4116360 · PUB. UTILITY SERVICE	261.09	400.00	(138.91)	65.3%
4276360 · PUBLIC UTILITY SERVICE	121.22	200.00	(78.78)	60.6%
4306360 · PUBLIC UTILITY SERV.	121.22	200.00	(78.78)	60.6%
4306370 · REPAIR-MAINT EQUIPMENT	4,814.72	4,000.00	814.72	120.4%
4316700 · CAPITAL PURCHASE STREET/GUTT...	19,767.36	19,718.00	49.36	100.3%
4356370 · REPAIRS & MAINT SIDEWALKS		1,500.00	(1,500.00)	
4366200 · SUPPLIES/STORM SEWERS & DRAINS	4,695.24	4,000.00	695.24	117.4%
4366260 · SM TOOLS/MINOR EQUIP STORM SE...	1,622.09	1,000.00	622.09	162.2%
4366370 · REPAIR/MAINT STORM SEWER/DRAI...	2,331.00	10,000.00	(7,669.00)	23.3%
4366380 · RENTAL EQUIP/STORM SEW&DRAINS	2,200.00	3,000.00	(800.00)	73.3%
4366410 · JUDGEMENT-SETTLEMENT	10,000.00	10,000.00		100.0%
4366450 · CONTRACT SERV/STORM SEW/DRAI...	19,091.99	20,000.00	(908.01)	95.5%
4366460 · WVSA-BILLING FEE-QUARTERLY	57,975.93	60,000.00	(2,024.07)	96.6%
4366465 · WVSA-STORM WATER FEES		3,000.00	(3,000.00)	
4366466 · MS4 PERMIT FEE	500.00			
4366480 · ST DEPT BUILDING MAINT & REPAIR	879.58			
4366490 · PENNVEST LOAN PAYMENT	480,579.90	580,000.00	(99,420.10)	82.9%
4366600 · CAPITAL CONST. SEWER MAINS	34,006.92	10,000.00	24,006.92	340.1%
4366700 · CAPITAL PURCH/SEWER	5,559.29	20,000.00	(14,440.71)	27.8%
4386100 · PENNDOT HIGHWAY PERMITS		500.00	(500.00)	
4846001 · INLAND MARINE INSURANCE	755.00			
4896490 · OTHER MISC EXP/OTHER EXPENDIT...	1,040.54	500.00	540.54	208.1%
4926010 · TRANS TO GEN FUND/INTERFUND O...	177,000.00	292,000.00	(115,000.00)	60.6%
4936100 · BUDGET RESERVE		500.00	(500.00)	
4996100 · PRIOR YR LIABILITY	3,140.59	2,000.00	1,140.59	157.0%
Total Expense	832,092.50	1,095,718.00	(263,625.50)	75.9%
Net Income	202,361.25		202,361.25	100.0%