


City of Pittston
Fiscal Year 2019

General Fund Approved Budget
Liquid Fuels Fund Approved Budget
Sewer Maintenance Fund Approved Budget
Paygo Capital Fund Approved Budget

FIRST QUARTER
MONTHLY BUDGET REPORT
March 2019

APPROVED BUDGET TO ACTUALS
January 1st through March 31st 2019



GENERAL FUND

	Jan - Mar 19	Budget	\$ Over Budget	% of Budget
Income				
3014100 · REAL ESTATE TAXES-CURRENT YEAR	850,643.05	1,425,000.00	(574,356.95)	59.7%
3014400 · REAL ESTATE TAXES-TAX CLAIM BUR	46,567.33	215,000.00	(168,432.67)	21.7%
3104010 · PER CAPITA TAX--PRIOR YEARS	162.50	100.00	62.50	162.5%
3104100 · REAL ESTATE TRANSFER TAX	36,165.66	130,000.00	(93,834.34)	27.8%
3104200 · EARNED INCOME TAX	447,625.36	1,665,000.00	(1,217,374.64)	26.9%
3104500 · LOCAL SERVICES TAX	22,930.90	95,000.00	(72,069.10)	24.1%
3104700 · MECHANICAL DEVICE TAXES		3,000.00	(3,000.00)	
3104800 · BUSINESS PRIVILEGE TAXES	12,130.34	42,000.00	(29,869.66)	28.9%
3214201 · FIRE-FALSE ALARMS		4,000.00	(4,000.00)	
3214202 · POLICE-FALSE ALARMS	100.00	3,000.00	(2,900.00)	3.3%
3214300 · PEDDLERS LICENSES		1,000.00	(1,000.00)	
3214700 · CABLE TELEVISION FRANCHISE	25,723.25	105,000.00	(79,276.75)	24.5%
3214800 · ST. & CURB PAVE CUT PERMITS	1,900.00	12,000.00	(10,100.00)	15.8%
3214900 · RENTAL INSPECTION FEES	26,450.00	50,000.00	(23,550.00)	52.9%
3214910 · VACANT PROP REGISTRY	2,850.00	16,000.00	(13,150.00)	17.8%
3314100 · DISTRICT MAGISTRATE FINES	7,535.85	28,000.00	(20,464.15)	26.9%
3314130 · STATE POLICE FINES		2,500.00	(2,500.00)	
3314140 · PARKING VIOLATIONS	1,324.46	5,000.00	(3,675.54)	26.5%
3314145 · PARKING VIOLATIONS-DELINQUENT	275.00	1,500.00	(1,225.00)	18.3%
3324140 · RESTITUTION/ADULT PROBATION	1,972.40	7,000.00	(5,027.60)	28.2%
3414100 · INTEREST-BANK CHECKING	991.18	2,500.00	(1,508.82)	39.6%
3414900 · INTEREST-DELINQUENT TAXES	4,261.45	18,000.00	(13,738.55)	23.7%
3424100 · RENT-MAGISTRATE	9,000.00	36,000.00	(27,000.00)	25.0%
3514900 · OTHER FEDERAL GRANTS				
3534000 · NON-GOVT GRANT		750.00	(750.00)	
3544020 · SEATBELT-DARE-DUI-PUBLIC SAFETY	1,496.67	3,600.00	(2,103.33)	41.6%
3544155 · RECYCLING PERFORMANCE GRANT		4,500.00	(4,500.00)	
3544160 · ACT101 SEC 902-RECYCLE GRANT		223,000.00	(223,000.00)	
3544900 · OTHER STATE GRANTS		14,000.00	(14,000.00)	
3554010 · PUBLIC UTILITY REALTY TAX		3,300.00	(3,300.00)	
3554080 · ALCOHOLIC BEVERAGES LICENCES	850.00	3,250.00	(2,400.00)	26.2%
3554130 · FOREIGN FIRE INS. PREM. TAX		22,500.00	(22,500.00)	
3554910 · STATE AID - PENSIONS		220,000.00	(220,000.00)	
3574020 · PUBLIC SAFETY-LOCAL GOVT	1,206.66	7,000.00	(5,793.34)	17.2%
3574070 · SPECIAL EVENT/OTHER PERMITS	50.00	1,500.00	(1,450.00)	3.3%
3594300 · HOUSING AUTHORITY-PAYMENT	34,423.25	33,600.00	823.25	102.5%
3594310 · IN LIEU OF TAXES-ST GABRIELS	2,000.00	2,000.00		100.0%
3614300 · ZONING PERMITS	700.00	3,000.00	(2,300.00)	23.3%
3614310 · ZONING-HEARING FEES	1,350.00	1,500.00	(150.00)	90.0%
3614400 · SUBDIVISION/LAND DEV FEES	950.00	750.00	200.00	126.7%
3624100 · ACCIDENTS REPORTS	1,245.00	4,000.00	(2,755.00)	31.1%
3624150 · FINGERPRINT-BACKGROUND	255.00	1,000.00	(745.00)	25.5%
3624300 · TOWING SERVICES		20,100.00	(20,100.00)	
3624350 · HANDICAPPED PARKING PERMITS	60.00	300.00	(240.00)	20.0%
3624410 · BUILDING PERMITS	7,439.00	86,000.00	(78,561.00)	8.7%
3624415 · DUMPSTER PERMIT	250.00	1,500.00	(1,250.00)	16.7%
3624450 · FIRE INSPECT-USE & OCCUPANCY		3,000.00	(3,000.00)	
3624460 · DEMOLITION PERMITS	400.00	1,200.00	(800.00)	33.3%
3624470 · PLAN REVIEW FEE	300.00	3,000.00	(2,700.00)	10.0%
3624485 · BUILDING CODE HEARING FEE		500.00	(500.00)	
3624490 · STATE FEES - UCC	198.00	1,300.00	(1,102.00)	15.2%
3634210 · METER FEES	4,970.77	21,000.00	(16,029.23)	23.7%
3644300 · REFUSE COLLECTION-CURRENT YEAR	26,117.00	490,000.00	(463,883.00)	5.3%
3644310 · REFUSE COLLECT-PRIOR YEAR	1,670.00	40,615.00	(38,945.00)	4.1%
3644320 · BULK GARBAGE-LANDFILL FEES	1,517.00	6,500.00	(4,983.00)	23.3%
3644340 · REFUSE-COMMERCIAL	1,045.00	4,500.00	(3,455.00)	23.2%
3644410 · SEWER TAP FEE		1,500.00	(1,500.00)	
3644500 · RECYCLABLE MATERIAL-SCRAP METAL		1,000.00	(1,000.00)	
3674430 · SHOWMOBILE RENTAL		500.00	(500.00)	
3736830 · GAS-TO PUBLIC AUTHORITIES				
3834000 · SPECIAL ASSESSMENTS-Legal Fees		500.00	(500.00)	

City of Pittston Fiscal Year 2019
General Fund Approved Budget

January 1st to March 31st Approved Budget to Actual

	Jan - Mar 19	Budget	\$ Over Budget	% of Budget
3874000 · DONATIONS-PRIVATE SOURCE		500.00	(500.00)	
3894000 · OTHER MISC. REVENUE	60.00	1,000.00	(940.00)	6.0%
3894010 · POSTAGE-TAX OFFICE	46.70	1,000.00	(953.30)	4.7%
3894012 · TOMATO FESTIVAL INCOME		5,000.00	(5,000.00)	
3894015 · ST. PATRICK'S DAY INCOME	3,700.00	3,600.00	100.00	102.8%
3894020 · COPIES-HARD COPIES OF DOCUMENTS	4,397.00	8,500.00	(4,103.00)	51.7%
3894030 · INSURANCE REFUNDS	3,985.02	500.00	3,485.02	797.0%
3895000 · LCCC LEASE PAYMENTS		30,000.00	(30,000.00)	
3914100 · SALE OF FIXED ASSETS		1,500.00	(1,500.00)	
3914400 · REFUNDS-PRIOR YEAR	2,913.91	500.00	2,413.91	582.8%
3914401 · REFUNDS-CURRENT YEAR	4,289.65	8,500.00	(4,210.35)	50.5%
3924080 · TRANSFER FROM SEWER FUND		300,000.00	(300,000.00)	
3924360 · DONATION FOR K9 DIVISION	2,220.00	2,500.00	(280.00)	88.8%
3924945 · INTERGOV REIMB - WYOMING	6,894.50	37,200.00	(30,305.50)	18.5%
3924950 · INTERGOV REIMB - COMM DEV		35,000.00	(35,000.00)	
3924960 · INTERGOV REIMB - PARK AUTH		20,000.00	(20,000.00)	
3924981 · INTERGOV REIMB JENKINS TWP	3,750.00	14,000.00	(10,250.00)	26.8%
3924990 · INTERGOV REIMB - PITT AREA S.D.	8,450.87	48,000.00	(39,549.13)	17.6%
3994000 · USE OF UNRESERVED FUND BALANCE		29,835.00	(29,835.00)	
Total Income	1,627,809.73	5,646,000.00	(4,018,190.27)	28.8%
Gross Profit	1,627,809.73	5,646,000.00	(4,018,190.27)	28.8%
Expense				
4006100 · SALARY-MAYOR	692.28	3,000.00	(2,307.72)	23.1%
4006110 · SALARIES-COUNCIL	2,307.60	10,000.00	(7,692.40)	23.1%
4006130 · SALARY-CONTROLLER	576.90	2,500.00	(1,923.10)	23.1%
4006150 · OFFICIAL-BENEFITS	264.53	1,200.00	(935.47)	22.0%
4006160 · PAYROLL TAXES-EMPLOYERS	292.38	1,300.00	(1,007.62)	22.5%
4006180 · WORKERS COMP INS		300.00	(300.00)	
4006310 · ANNUAL AUDIT- CAFR	255.00	9,000.00	(8,745.00)	2.8%
4006315 · PROGRAM AUDITS		2,000.00	(2,000.00)	
4006320 · COMMUNICATION	391.77	2,200.00	(1,808.23)	17.8%
4006330 · CITY WEBSITE MAINTENANCE	615.00	2,000.00	(1,385.00)	30.8%
4006340 · ADVERTISING & PRINTING	1,330.30	3,500.00	(2,169.70)	38.0%
4006350 · INSURANCE & BONDING	1,159.75	2,500.00	(1,340.25)	46.4%
4006360 · PUBLIC OFFICIALS INSURANCE		29,000.00	(29,000.00)	
4006370 · NOTARY STIPEND		500.00	(500.00)	
4006420 · DUES & SUBSCRIPTIONS	225.00	4,500.00	(4,275.00)	5.0%
4006430 · GFOA MEMBERSHIP		350.00	(350.00)	
4006455 · COMPUTER MEMORY BACK-UP	196.74	6,000.00	(5,803.26)	3.3%
4006460 · MEETINGS & CONFERENCES	901.16	7,500.00	(6,598.84)	12.0%
4006490 · OTHER SERVICES & CHARGES		500.00	(500.00)	
4016100 · CITY-WIDE FLEET MONITORING	1,768.14	5,000.00	(3,231.86)	35.4%
4026120 · SALARY-CITY CLERK				
4026130 · SALARY-CLERKS	10,323.82	42,611.00	(32,287.18)	24.2%
4026140 · CITY MANAGER	19,479.60	84,414.00	(64,934.40)	23.1%
4026142 · OPERATIONS COORDINATOR	10,747.80	46,572.00	(35,824.20)	23.1%
4026143 · DIRECTOR OF OPERATIONS	1,854.00	8,034.00	(6,180.00)	23.1%
4026150 · EMPLOYEE BENEFITS	9,742.75	32,000.00	(22,257.25)	30.4%
4026151 · HEALTH DEDUCTIBLE-CLERK	285.21	2,500.00	(2,214.79)	11.4%
4026160 · PAYROLL TAXES-EMPLOYEES	4,046.03	15,000.00	(10,953.97)	27.0%
4026180 · WORKERS COMPENSATION INSURANCE	1,000.00	2,500.00	(1,500.00)	40.0%
4026185 · WC AUDIT PRIOR YEAR	10,934.00	4,000.00	6,934.00	273.4%
4026200 · SUPPLIES-CITY ADMINISTRATOR	990.54	2,000.00	(1,009.46)	49.5%
4026210 · POSTAGE	385.54	1,200.00	(814.46)	32.1%
4026260 · SM TOOLS/ MINOR EQUIPMENT		500.00	(500.00)	
4026320 · COMMUNICATION-CITY CLERK	212.03	1,200.00	(987.97)	17.7%
4026420 · DUES/SUBSCRIPTIONS	2,476.48	500.00	1,976.48	495.3%
4026450 · CONTRACTED SERVICES-CITY CLERK	588.42	3,000.00	(2,411.58)	19.6%
4026460 · MEETING/CONFERENCE				
4026490 · OTHER SERVICES & CHARGES-CLERK		750.00	(750.00)	

	Jan - Mar 19	Budget	\$ Over Budget	% of Budget
4026651 · ORDINANCE CODIFICATION		3,500.00	(3,500.00)	
4026920 · NON-UNION PEN MMO LOCAL PYT		146,796.00	(146,796.00)	
4036100 · SALARY- TAX COLLECTOR	3,346.14	14,500.00	(11,153.86)	23.1%
4036110 · SALARY-OFFICE MANAGER				
4036120 · SALARY-CLERK	15,019.20	65,101.00	(50,081.80)	23.1%
4036150 · EMPLOYEE BENEFITS-TREASURER	5,038.64	18,000.00	(12,961.36)	28.0%
4036151 · HEALTH DEDUCTABLE-TAX	500.00	1,000.00	(500.00)	50.0%
4036160 · PAYROLL TAXES-EMPLOYERS-TREAS.	1,901.98	5,000.00	(3,098.02)	38.0%
4036180 · WORK COMP INS.-TREASURER		2,400.00	(2,400.00)	
4036181 · FIDUCIARY INSURANCE	2,911.20	4,000.00	(1,088.80)	72.8%
4036192 · TAX OFFICE-OVERTIME		100.00	(100.00)	
4036200 · SUPPLIES-TREASURER	284.15	3,500.00	(3,215.85)	8.1%
4036210 · POSTAGE-TREASURER	385.54	2,500.00	(2,114.46)	15.4%
4036220 · DIRECT DEPOSIT/BANK FEES	428.88	1,500.00	(1,071.12)	28.6%
4036260 · SM. TOOLS/MINOR EQUIP-TREASURER		500.00	(500.00)	
4036320 · COMMUNICATION-TREASURER		750.00	(750.00)	
4036335 · ACT 32 TAX COLLECTION COMMITTEE		100.00	(100.00)	
4036340 · ADVERTISING/PRINTING-TREASURER	1,730.00	2,500.00	(770.00)	69.2%
4036420 · DUES/SUBSCRIPTION-TREASURER		200.00	(200.00)	
4036450 · CONTRACTED SERV.-TREASURER	588.43	5,000.00	(4,411.57)	11.8%
4036490 · OTHER SERV. & CHARGES-TREASURER	340.00	2,000.00	(1,660.00)	17.0%
4046100 · SALARY-SOLICITORS	2,769.24	12,000.00	(9,230.76)	23.1%
4046102 · ASST SOLICITOR	1,384.56	6,000.00	(4,615.44)	23.1%
4046160 · PAYROLL TAXES-EMPLOYERS-LAW	238.98	1,500.00	(1,261.02)	15.9%
4046180 · WORKERS COMPENSATION INS.-LAW		1,000.00	(1,000.00)	
4046450 · SPECIAL LEGAL SERVICE	1,097.71	10,000.00	(8,902.29)	11.0%
4046490 · OTHER LEGAL SERVICES & CHARGES	460.75	1,000.00	(539.25)	46.1%
4066110 · SALARY-OCD DIRECTOR	15,649.20	67,817.00	(52,167.80)	23.1%
4066116 · OCD-DEPUTY DIRECTOR	13,065.95	51,500.00	(38,434.05)	25.4%
4066120 · SALARY-OCD BOOKKEEPER	7,526.40	32,614.00	(25,087.60)	23.1%
4066150 · EMPLOYEE BENEFITS-OCD	11,201.40	43,500.00	(32,298.60)	25.8%
4066151 · HEALTH DEDUCTIBLE-OCD		2,000.00	(2,000.00)	
4066160 · PAYROLL TAXES-EMPLOYERS-OCD	2,390.73	12,000.00	(9,609.27)	19.9%
4066180 · WORKERS COMP - INSURANCE	1,000.00	4,000.00	(3,000.00)	25.0%
4066230 · COMMUNICATIONS-OCD	240.00			
4066480 · OTHER EXPENSE				
4076310 · PAYROLL & ACCOUNTING SERVICES	695.20	4,000.00	(3,304.80)	17.4%
4076490 · SOFTWARE/HARDWARE MAINTENANCE	6,256.57	6,000.00	256.57	104.3%
4076700 · CITYWIDE SOFTWARE UPGRADE	1,115.48	12,000.00	(10,884.52)	9.3%
4096110 · SALARY-JANITOR- BLDG & PLANT	1,383.47	6,000.00	(4,616.53)	23.1%
4096200 · SUPPLIES - BLDG & PLANT	1,501.11	6,500.00	(4,998.89)	23.1%
4096310 · PROFESSIONAL SERV - BLDG/PLANT		2,000.00	(2,000.00)	
4096360 · PUBLIC UTILITY SERVICE-BLDG&PLT	5,827.20	19,000.00	(13,172.80)	30.7%
4096370 · REPAIRS & MAINT SERV-BLDG&PLANT		1,000.00	(1,000.00)	
4096450 · CONTRACTED SERVICE-BLDG & PLANT	1,197.71	7,500.00	(6,302.29)	16.0%
4096490 · OTHER SERVICE& CHARGES-BLDG/PLT	482.12	1,200.00	(717.88)	40.2%
4096600 · CAPITAL CONSTRUCTION-BLDG & PLT	803.00			
4096800 · HVAC/BOILER MAINTENANCE	1,745.25	7,700.00	(5,954.75)	22.7%
4096810 · ELEVATOR MAINTENANCE	1,487.28	1,000.00	487.28	148.7%
4104150 · EMA-SUPPLIES	191.00	1,500.00	(1,309.00)	12.7%
4106000 · EMA-SALARY		750.00	(750.00)	
4106100 · SALARY - POLICE CHIEF	15,753.60	68,257.00	(52,503.40)	23.1%
4106110 · SALARY - POLICE LIEUTENANT (1)	14,612.40	61,776.00	(47,163.60)	23.7%
4106120 · SALARY- POLICE SERGEANTS	14,137.50	60,318.00	(46,180.50)	23.4%
4106130 · SALARY-POLICE-F/T PATROLMEN	67,692.45	291,460.00	(223,767.55)	23.2%
4106140 · SALARY-PART TIME POLICE	40,792.00	135,000.00	(94,208.00)	30.2%
4106150 · EMPLOYEE BENEFITS-POLICE	29,296.42	118,000.00	(88,703.58)	24.8%
4106151 · HEALTH DEDUCTIBLE-POLICE		1,000.00	(1,000.00)	
4106153 · HEALTH INS. RETIREES	4,924.38	19,500.00	(14,575.62)	25.3%
4106160 · PAYROLL TAXES-EMPLOYERS-POLICE	8,161.88	27,000.00	(18,838.12)	30.2%
4106180 · WORKERS COMP INS.	12,391.00	35,000.00	(22,609.00)	35.4%
4106181 · LAW ENFORCEMENT LIAB. INS.		19,500.00	(19,500.00)	


	Jan - Mar 19	Budget	\$ Over Budget	% of Budget
4106185 · DRUG TASK FORCE	430.20	8,000.00	(7,569.80)	5.4%
4106190 · LONGEVITY-POLICE	1,975.00	13,900.00	(11,925.00)	14.2%
4106191 · HOLIDAY PAY-POLICE		26,200.00	(26,200.00)	
4106192 · OVERTIME-POLICE	3,732.73	6,000.00	(2,267.27)	62.2%
4106193 · POLICE-TERMINAL LEAVE		10,000.00	(10,000.00)	
4106195 · MAGISTRATE PAY	2,080.00	13,000.00	(10,920.00)	16.0%
4106196 · COURT/WRITE-UPS	168.20	4,000.00	(3,831.80)	4.2%
4106200 · SUPPLIES-POLICE	524.13	4,000.00	(3,475.87)	13.1%
4106220 · SICK BUY-BACK	1,969.20			
4106230 · FIREARMS-AMMUNITION	1,172.00	3,000.00	(1,828.00)	39.1%
4106240 · UNIFORMS-POLICE	3,400.00	9,000.00	(5,600.00)	37.8%
4106250 · VEHICLE PARTS-POLICE	653.55	2,800.00	(2,146.45)	23.3%
4106260 · SM TOOLS/MINOR EQUIP.-POLICE	233.90	1,500.00	(1,266.10)	15.6%
4106310 · PROFESSIONAL SERVICES-POLICE		500.00	(500.00)	
4106320 · COMMUNICATION-POLICE	671.91	2,500.00	(1,828.09)	26.9%
4106330 · VEHICLE GAS, OIL ETC.-POLICE	4,729.84	13,000.00	(8,270.16)	36.4%
4106340 · ADVERTISING & PRINTING-POLICE		500.00	(500.00)	
4106350 · INS.-LIABILITY & VEHICLE-POLICE	368.00	16,000.00	(15,632.00)	2.3%
4106370 · VEHICLE REPAIR & MAINT.-POLICE	1,799.78	7,500.00	(5,700.22)	24.0%
4106400 · COURT COSTS & INVESTIGATION		100.00	(100.00)	
4106420 · DUES & SUBSCRIPTIONS-POLICE	455.00	1,000.00	(545.00)	45.5%
4106450 · CONTRACTED SERVICES-POLICE	1,067.74	5,000.00	(3,932.26)	21.4%
4106460 · MEETING/CONFERENCES-POLICE	525.00	1,500.00	(975.00)	35.0%
4106490 · OTHER SER. & CHARGES-POLICE	199.00	1,000.00	(801.00)	19.9%
4106700 · CAPITAL PURCHASES-POLICE	17,096.60	38,000.00	(20,903.40)	45.0%
4106710 · SPECIAL CAPITAL PURCHASE-POLICE	576.95	14,000.00	(13,423.05)	4.1%
4106915 · POLICE PENSION MMO-LOCAL PYT		108,173.00	(108,173.00)	
4106920 · POLICE PENSION MMO--PRIOR YEARS	45,000.00	100,000.00	(55,000.00)	45.0%
4107000 · K-9 DIVISION COSTS	9,652.85	1,500.00	8,152.85	643.5%
4116100 · SALARY-FIRE CHIEF	14,480.64	62,707.00	(48,226.36)	23.1%
4116105 · SALARY DEPUTY CHIEF	13,939.20	60,408.00	(46,468.80)	23.1%
4116110 · SALARY-ASSISTANT CHIEF	15,339.42	58,808.00	(43,468.58)	26.1%
4116115 · SALARY-CAPTAIN	27,002.88	117,016.00	(90,013.12)	23.1%
4116116 · SALARY-FULL TIME FIRE	13,478.40	58,408.00	(44,929.60)	23.1%
4116130 · SALARY-PART TIME FIRE	17,962.00	45,000.00	(27,038.00)	39.9%
4116140 · VOLUNTEER WAGES-FIRE	201.50	1,200.00	(998.50)	16.8%
4116150 · EMPLOYEE BENEFITS-FIRE	34,177.88	159,285.00	(125,107.12)	21.5%
4116151 · HEALTH DEDUCTIBLE-FIRE	500.00	8,000.00	(7,500.00)	6.3%
4116152 · EDUCATION STIPEND		100.00	(100.00)	
4116153 · HEALTH INS. RETIREES-FIRE	2,462.19	9,800.00	(7,337.81)	25.1%
4116160 · PAYROLL TAXES/EMPLOYER-FIRE	9,009.55	42,000.00	(32,990.45)	21.5%
4116180 · WORKERS COMP INSURANCE-FIRE	10,214.00	30,000.00	(19,786.00)	34.0%
4116181 · WORKERS COMP VOLUNTEERS	12,296.00	45,000.00	(32,704.00)	27.3%
4116190 · LONGEVITY-FIRE	2,400.00	6,600.00	(4,200.00)	36.4%
4116192 · OVERTIME-FIRE	1,307.15	2,000.00	(692.85)	65.4%
4116193 · FIRE INSPECTIONS		500.00	(500.00)	
4116200 · SUPPLIES-FIRE	651.37	4,000.00	(3,348.63)	16.3%
4116230 · FIRE--SICK PAY BUY BACK	6,370.00	5,000.00	1,370.00	127.4%
4116240 · UNIFORMS-FIRE		6,650.00	(6,650.00)	
4116250 · VEHICLE PARTS-FIRE		500.00	(500.00)	
4116260 · SM. TOOL/ MINOR EQUIP-FIRE	46.50	500.00	(453.50)	9.3%
4116310 · PROFESSIONAL SERVICES-FIRE		300.00	(300.00)	
4116320 · COMMUNICATIONS	349.07	1,500.00	(1,150.93)	23.3%
4116330 · VEHICLE GAS, OIL ETC.-FIRE	1,301.58	3,500.00	(2,198.42)	37.2%
4116340 · ADVERTISING & PRINTING-FIRE		100.00	(100.00)	
4116350 · INSURANCE-VEHICLES		17,000.00	(17,000.00)	
4116360 · PUBLIC UTILITY SERVICES-FIRE	6,985.44	12,000.00	(5,014.56)	58.2%
4116370 · VEHICLE REPAIR & MAINT.-FIRE	5,571.74	8,000.00	(2,428.26)	69.6%
4116420 · DUES & SUBSCRIPTIONS-FIRE	195.00	250.00	(55.00)	78.0%
4116430 · MISCELLANEOUS - FIRE		100.00	(100.00)	
4116450 · CONTRACTED SERVICES-FIRE	357.40	1,800.00	(1,442.60)	19.9%
4116460 · MEETING CONFEREN TRAIN-FIRE		1,000.00	(1,000.00)	

	Jan - Mar 19	Budget	\$ Over Budget	% of Budget
4116470 · OTHER UTILITIES-FIRE HYDRANTS	4,127.04	26,000.00	(21,872.96)	15.9%
4116480 · BLDG. REPAIR & MAINT.-FIRE		2,500.00	(2,500.00)	
4116490 · OTHER SERV. & CHARGES-FIRE		500.00	(500.00)	
4116500 · SPECIAL EXPENSE-GRANT		13,500.00	(13,500.00)	
4116530 · CONTRIBUTION-FIREMEN'S RELIEF		23,000.00	(23,000.00)	
4116660 · CAPITAL CONSTRUCTION-FIRE				
4116915 · FIRE PENSION MMO-LOCAL PYT		57,843.00	(57,843.00)	
4126180 · AMBULANCE/RESCUE WORKERS COMP		2,000.00	(2,000.00)	
4136480 · CODE INSPECTION FEE	445.50	800.00	(354.50)	55.7%
4136481 · RESIDENTIAL INSPECTIONS		5,000.00	(5,000.00)	
4136482 · COMMERCIAL INSPECTIONS	700.00	3,000.00	(2,300.00)	23.3%
4146120 · CODE/ZONING SALARY	13,830.90	59,008.00	(45,177.10)	23.4%
4146150 · EMPLOYEE BENEFITS-ZONING	6,060.96	23,155.00	(17,094.04)	26.2%
4146151 · HEALTH DEDUCTIBLE-CODE		250.00	(250.00)	
4146160 · PAYROLL TAXES EMPLOYERS-ZONING	1,535.56	5,000.00	(3,464.44)	30.7%
4146180 · WORKERS COMP INS.-ZONING	2,000.00	3,200.00	(1,200.00)	62.5%
4146200 · SUPPLIES-ZONING		1,000.00	(1,000.00)	
4146240 · CLOTHING		350.00	(350.00)	
4146260 · SM TOOLS/MINOR EQUIP-ZONING		100.00	(100.00)	
4146310 · PROFESSIONAL SERV.		100.00	(100.00)	
4146320 · COMMUNICATION-ZONING	485.15	2,800.00	(2,314.85)	17.3%
4146330 · CODE ENFORCEMENT GAS	76.40	1,000.00	(923.60)	7.6%
4146340 · ADVERTISING & PRINTING-ZONING	720.00	1,800.00	(1,080.00)	40.0%
4146350 · VEHICLE INS- BONDING-ZONING		2,500.00	(2,500.00)	
4146420 · DUES & SUBSCRIPTIONS-ZONING		500.00	(500.00)	
4146450 · STANDING COMMISSIONER-ZONE HEAR	254.45	500.00	(245.55)	50.9%
4146460 · MEETING/CONFERENCES-ZONING		200.00	(200.00)	
4146480 · LAND BANK MEMBERSHIP	1,500.00	1,500.00		100.0%
4146490 · OTHER SERV. & CHARGES-ZONING	102.20			
4146700 · CAPITAL PURCHASES-ZONING		7,500.00	(7,500.00)	
4147000 · TRAINING AND EDUCATION		100.00	(100.00)	
4156300 · SHADE TREE COMMISSION EXPENSE		500.00	(500.00)	
4156310 · PROF. SERVICES--SHADE TREES		10,000.00	(10,000.00)	
4156340 · PLANNING COMM-ADVERTISE	225.00	200.00	25.00	112.5%
4166450 · CODE APPEALS BOARD EXPENSE		200.00	(200.00)	
4176300 · HUMAN RELATIONS COMMISSION EXP		50.00	(50.00)	
4186340 · CIVIL SERVICE COMM EXPENSE		500.00	(500.00)	
4216390 · BOARD OF HEALTH EXPENSE		50.00	(50.00)	
4226110 · SALARY-RENTAL PROP INSPECTOR	633.75	17,000.00	(16,366.25)	3.7%
4226160 · PAYROLL TAXES	87.84	1,300.00	(1,212.16)	6.8%
4226200 · SUPPLIES-RENTAL PROP INSP	543.02	400.00	143.02	135.8%
4226260 · EQUIPMENT-RENTAL INSPECTION		250.00	(250.00)	
4226310 · PROFESSIONAL SERVICES-RENTAL		100.00	(100.00)	
4226340 · ADVERTISE/PRINTING RENTAL INSP	662.00	1,500.00	(838.00)	44.1%
4276110 · SALARY-ASST. SUPER-STREET-SANIT	10,372.80	44,909.00	(34,536.20)	23.1%
4276120 · SALARY-RECYCLING COORDINATOR	553.86	2,400.00	(1,846.14)	23.1%
4276130 · SALARY-CDL DRIVERS-FULL TIME	31,680.00	137,280.00	(105,600.00)	23.1%
4276150 · EMPLOYEE BENEFITS-SANITATION	14,542.19	43,600.00	(29,057.81)	33.4%
4276151 · HEALTH DEDUCTIBLE-SANITATION	900.00	500.00	400.00	180.0%
4276160 · PAYROLL TAXES/EMPLOYER-SANITATI	3,674.33	12,000.00	(8,325.67)	30.6%
4276180 · WORKERS COMP INSURANCE	2,500.00	15,000.00	(12,500.00)	16.7%
4276192 · OVERTIME WAGES-SANITATION	891.41	4,000.00	(3,108.59)	22.3%
4276200 · SUPPLIES-SANITATION		500.00	(500.00)	
4276210 · CDL DRIVER BONUS-SANITATION	3,067.50	3,600.00	(532.50)	85.2%
4276220 · SANITATION EXPENSE	183.50	250.00	(66.50)	73.4%
4276240 · UNIFORMS-SANITATIONS	4,951.00	3,800.00	1,151.00	130.3%
4276250 · VEHICLE PARTS-SANITATION	21.81	2,000.00	(1,978.19)	1.1%
4276260 · SM TOOLS/MINOR EQUIP.-SANITATIO		250.00	(250.00)	
4276310 · PROFESSIONAL SERV.-SANITATION		200.00	(200.00)	
4276320 · COMMUNICATIONS-SANITATION	220.27	750.00	(529.73)	29.4%
4276330 · VEHICLE GAS, OIL ETC.-SANITATIO	5,448.37	17,000.00	(11,551.63)	32.0%
4276340 · ADVERTISING/PRINTING	13,523.23	15,500.00	(1,976.77)	87.2%

	Jan - Mar 19	Budget	\$ Over Budget	% of Budget
4276341 · DELINQUENT REFUSE NOTICES		500.00	(500.00)	
4276342 · RECYCLING CALENDARS	4,100.00	4,100.00		100.0%
4276350 · INSURANCE & BONDING-SANITATION	1,287.00	8,000.00	(6,713.00)	16.1%
4276360 · PUBLIC UTILITY SERV-SANITATION	1,355.23	3,600.00	(2,244.77)	37.6%
4276370 · VEHICLE REPAIR & MAINT.-SANITA	8,761.98	10,000.00	(1,238.02)	87.6%
4276450 · CONTRACTED SERV.-SANITATION	22,517.55	108,000.00	(85,482.45)	20.8%
4276460 · COMPOST COMM. FEES	2,500.00	3,500.00	(1,000.00)	71.4%
4276470 · ACT 101 SEC 902 RECYCL GRANT		223,000.00	(223,000.00)	
4276480 · BLDG. REPAIRS & MAINT.-SANITATI	97.36	1,200.00	(1,102.64)	8.1%
4276490 · OTHER SERV & CHGS - SANITATION	650.00	500.00	150.00	130.0%
4276600 · CAPITAL CONSTRUCTION-SANITATION				
4276700 · CAPITAL PURCHASE-SANITATION	18,288.44	68,500.00	(50,211.56)	26.7%
4296000 · FLOODPLAIN MANAGEMENT	250.00		250.00	100.0%
4306140 · SALARY-PT LABORERS	43,336.69	155,000.00	(111,663.31)	28.0%
4306150 · EMPLOYEE BENEFITS - STREET	3,325.75	20,628.00	(17,302.25)	16.1%
4306151 · HEALTH DEDUCTIBLE		200.00	(200.00)	
4306160 · PAYROLL TAXES EMPLOYER-STREET	5,908.44	21,000.00	(15,091.56)	28.1%
4306180 · WORKMANS COMP INS-STEEET	2,500.00	8,000.00	(5,500.00)	31.3%
4306192 · OVERTIME WAGES-STREET		500.00	(500.00)	
4306200 · SUPPLIES-STREET	2,662.46	4,000.00	(1,337.54)	66.6%
4306210 · CDL DRIVER BONUS-STREET	1,500.00	2,400.00	(900.00)	62.5%
4306240 · UNIFORMS-STREET	1,375.00	1,000.00	375.00	137.5%
4306250 · VEHICLE PARTS-STREET	1,345.07	1,500.00	(154.93)	89.7%
4306260 · SM TOOL/MINOR EQUIP-STREET		1,500.00	(1,500.00)	
4306310 · PROFESSIONAL SERV.-STREET		500.00	(500.00)	
4306320 · COMMUNICATION-STREET	191.85	1,200.00	(1,008.15)	16.0%
4306330 · VEHICLE GAS, OIL ETC.-STREET	4,454.78	18,500.00	(14,045.22)	24.1%
4306340 · ADVERTISING/PRINTING-STREET		750.00	(750.00)	
4306350 · INSURANCE/BONDING-STREET		5,000.00	(5,000.00)	
4306360 · PUBLIC UTILITY SERV.-STREET	1,355.21	3,200.00	(1,844.79)	42.4%
4306370 · VEHICLE REPAIR & MAINT.-STREET	90.00	1,200.00	(1,110.00)	7.5%
4306420 · DUES & SUBSCRIPTIONS-STREET	143.50	350.00	(206.50)	41.0%
4306450 · CONTRACTED SERVICES-STREET	584.69	4,000.00	(3,415.31)	14.6%
4306460 · MEETING/CONFERENCES-STREET		200.00	(200.00)	
4306480 · BLDG REPAIRS & MAINT.-STREET	62.02	1,000.00	(937.98)	6.2%
4306490 · OTHER SERV. & CHARGES-STREET	175.00	200.00	(25.00)	87.5%
4306600 · CAPITAL CONSTRUCTION-STREET		5,000.00	(5,000.00)	
4306700 · CAPITAL PURCHASE	3,442.84	7,500.00	(4,057.16)	45.9%
4316260 · SM TOOLS/MINOR EQUIP-ST & GUTT		2,000.00	(2,000.00)	
4316300 · STREET SWEEPING-OPERATOR SALARY	335.45	4,000.00	(3,664.55)	8.4%
4316330 · FUEL-STREET SWEEPER		7,500.00	(7,500.00)	
4316350 · STREET SWEEPER-INSURANCE		1,000.00	(1,000.00)	
4316370 · REPAIR & MAINT-ST SWEEPER				
4326200 · SUPPLIES-SNOW & ICE REMOVAL	628.47	1,000.00	(371.53)	62.8%
4326201 · OVERTIME-SNOW PLOWING-SALTING	4,555.96	10,000.00	(5,444.04)	45.6%
4326260 · SM TOOL/MINOR EQUIP-SNOW-ICE RE	6.29	250.00	(243.71)	2.5%
4326370 · REPAIR MAINT. SERC-SNOW & ICE	231.71	200.00	31.71	115.9%
4336200 · SUPPLIES-TRAFF. SIGNALS & SIGN		500.00	(500.00)	
4336360 · PUBLIC UTIL. SERV-TRAF SIG/SIGN				
4336370 · REPAIRS/MAINT-TRAF SIG/SIGNS	664.58	500.00	164.58	132.9%
4346200 · SUPPLIES-SIDEWALKS & CROSSWALKS		500.00	(500.00)	
4346360 · PUBLIC UTIL SERV-ST. LIGHTING				
4346370 · REPAIRS & MAINT.-ST LIGHTING	335.00	1,000.00	(665.00)	33.5%
4366130 · SALARY-REIMB FROM SEWER FUND	10,372.80	44,909.00	(34,536.20)	23.1%
4366150 · ST. DEPT. BENEFITS REIMB.	5,660.96	23,000.00	(17,339.04)	24.6%
4366151 · SEWER-HEALTHCARE DEDUCTIBLE		500.00	(500.00)	
4366160 · PAYROLL TAXES-SEWER	1,278.24	5,500.00	(4,221.76)	23.2%
4366180 · SEWER-WORKERS COMP		4,500.00	(4,500.00)	
4366192 · SEWER-OVERTIME	2,836.32	2,000.00	836.32	141.8%
4366193 · SEWER CDL BONUS		750.00	(750.00)	
4366370 · REPAIRS & MAINT-STORM SEWER/DRA		5,000.00	(5,000.00)	
4366450 · CONTRACT SERV.- SEWER/DRAINS		2,500.00	(2,500.00)	

	Jan - Mar 19	Budget	\$ Over Budget	% of Budget
4366490 · OTHER SERV-SEWER/DRAINS		2,500.00	(2,500.00)	
4376200 · SUPPLIES-REPAIR TOOLS/MACHINERY		500.00	(500.00)	
4376370 · REPAIR & MAINT-REPAIR TOOLS/MAC		500.00	(500.00)	
4436000 · CITY FUEL PUMPS MAINT & REP	1,139.26	2,500.00	(1,360.74)	45.6%
4501000 · PUBLIC PROPERTY MAINTENANCE	1,473.77	10,000.00	(8,526.23)	14.7%
4506130 · SALARY-PUBLIC PROPERTY	17,597.77	67,900.00	(50,302.23)	25.9%
4506150 · EMPLOYEE BENEFITS-PUBLIC PROP	5,077.92	7,172.00	(2,094.08)	70.8%
4506160 · PAYROLL TAXES-PUBLIC PROP	1,141.31	6,600.00	(5,458.69)	17.3%
4506180 · WORKERS COMP-PUBLIC PROP	1,179.00	6,600.00	(5,421.00)	17.9%
4506192 · OVERTIME-PUBLIC PROPERTY	314.88			
4506200 · SUPPLIES-PUBLIC PROPERTIES	3,737.62	5,500.00	(1,762.38)	68.0%
4506240 · CLOTHING-PUBLIC PROP		500.00	(500.00)	
4506320 · COMMUNICATIONS-PUBLIC PROP	180.00	1,500.00	(1,320.00)	12.0%
4506350 · VEHICLE INS. -PUBLIC PROP	457.00			
4506700 · PUB PROP-CAPITAL EXPENSE	1,185.00			
4526120 · SALARY-PARK STAFF		5,000.00	(5,000.00)	
4526160 · PAYROLL-TAXES EMPLOYER-PARKS	30.06	1,000.00	(969.94)	3.0%
4526200 · SUPPLIES-PARKS		5,500.00	(5,500.00)	
4526260 · SM TOOLS/MINOR EQUIP-PARKS	247.22	3,500.00	(3,252.78)	7.1%
4526310 · PROFESSIONAL SERV.-PARKS		1,000.00	(1,000.00)	
4526350 · INSURANCE/BONDING-PARKS		1,000.00	(1,000.00)	
4526360 · PUBLIC UTILITY SERV.-PARKS	1,230.63	3,000.00	(1,769.37)	41.0%
4526370 · REPAIRS & MAINT-PARKS	385.44	2,000.00	(1,614.56)	19.3%
4526490 · OTHER SERV & CHARGES-MAINSTREET		150.00	(150.00)	
4526700 · CAPITAL PURCHASE-PARKS	1,408.75	6,000.00	(4,591.25)	23.5%
4527000 · PARKS & REC COMM EXPENSE		100.00	(100.00)	
4536120 · SALARY-BUS IMPROVEMENT DISTRICT	6,270.60	27,181.00	(20,910.40)	23.1%
4536150 · EMPLOYEE BENEFITS-BUS IMP DIST	2,925.75	17,600.00	(14,674.25)	16.6%
4536151 · HEALTH DEDUCTIBLE-BUS IMP DISTR		500.00	(500.00)	
4536160 · PAYROLL TAXES-BUS IMPR DISTRICT	698.14	2,700.00	(2,001.86)	25.9%
4536180 · WORKERS COMP-BUS IMP DISTRICT		1,000.00	(1,000.00)	
4536192 · OVERTIME-BUS IMPROV DISTRICT	470.31	500.00	(29.69)	94.1%
4536240 · BUS IMP DIS--EMPLOYEE CLOTHING		500.00	(500.00)	
4566200 · LIBRARY-SUPPLIES	86.37	200.00	(113.63)	43.2%
4566260 · SMALL TOOLS-MINOR EQUIP-LIBRARY				
4566360 · PUBLIC UTILITY SERV.-LIBRARY				
4566370 · REPAIRS & MAINT.-LIBRARY	709.40	500.00	209.40	141.9%
4566450 · CONTRACTED SERV.-LIBRARY	514.40	500.00	14.40	102.9%
4566480 · LIBRARY CONTRIBUTION	5,410.32	38,000.00	(32,589.68)	14.2%
4566600 · CAPITAL CONSTRUCTION-LIBRARY	1,677.24			
4576350 · VEHICLE INS-SHOWMOBILE				
4576700 · CIVIL AND MILITARY CELEBRATION		1,500.00	(1,500.00)	
4576710 · SPECIAL EVENTS				
4576720 · SHOWMOBILE INSURANCE		300.00	(300.00)	
4576730 · SHOWMOBILE MAINTENANCE		2,000.00	(2,000.00)	
4616080 · CAPITAL CONSTRUCT/DEMOLITION	8,000.00	8,000.00		100.0%
4706450 · ENERGY SAVINGS CONTRACT		1,000.00	(1,000.00)	
4716200 · TERM BOND/NOTE- PRINCIPLE		130,000.00	(130,000.00)	
4726101 · SERIES 2014-B INTEREST	10,541.54	7,000.00	3,541.54	150.6%
4726102 · SERIES 2014-C INTEREST		7,000.00	(7,000.00)	
4726103 · SERIES 2014-D INTEREST		7,000.00	(7,000.00)	
4726104 · SERIES 2015-CIT HALL ENERGY SAV	34,081.02	95,112.00	(61,030.98)	35.8%
4726105 · SERIES 2015A LOAN PAYMENTS	15,229.20			
4726106 · ST LIGHT ENERGY SAVINGS LOAN		80,187.00	(80,187.00)	
4726107 · SERIES 2017-LCCC PROJECT LOAN	28,906.94	111,900.00	(82,993.06)	25.8%
4726108 · SERIES 2017A-SULLIVAN PARK LOAN	6,496.68	19,500.00	(13,003.32)	33.3%
4726109 · USDA LOAN 97-04-INTEREST ONLY		61,250.00	(61,250.00)	
4726110 · SERIES 2018 B-POLICE PEN. NOTE		71,713.00	(71,713.00)	
4726111 · SERIES 2018 C-POLICE PEN NOTE		186,699.00	(186,699.00)	
4726200 · TERM BOND/NOTE INTEREST		23,000.00	(23,000.00)	
4726600 · TAX ANTICIPATION NOTE INTEREST		9,000.00	(9,000.00)	
4766000 · DEBT ISSUANCE COSTS/FEES	2,260.00	3,500.00	(1,240.00)	64.6%


	Jan - Mar 19	Budget	\$ Over Budget	% of Budget
4816110 · FICA/MEDICARE OVERPAYMENT				
4840004 · EQUIPMENT BREAKDOWN INS		1,200.00	(1,200.00)	
4846000 · INS. PREMIUM- GENERAL LIABILITY	44,062.00	95,000.00	(50,938.00)	46.4%
4846001 · INLAND MARINE INS		5,000.00	(5,000.00)	
4846002 · FIRE PROPERTY INS		12,000.00	(12,000.00)	
4846003 · CRIME INS		1,500.00	(1,500.00)	
4846004 · CYBER INSURANCE	2,458.46			
4846100 · INSURANCE CLAIM REIMB		1,000.00	(1,000.00)	
4896000 · OTHER MISC EXP.	1,229.62	2,000.00	(770.38)	61.5%
4896490 · OTHER MISCELLANEOUS EXPENDITURE				
4926305 · TRANSFER TO RED AUTH	26,119.76	90,000.00	(63,880.24)	29.0%
4926960 · TRANSFER TO DOWNTOWN PARTNER	9,000.00	9,000.00		100.0%
4936310 · APPRAISAL PROFESSIONAL SERVICES	3,580.00	3,600.00	(20.00)	99.4%
4936311 · OPEB CALCULATION		2,000.00	(2,000.00)	
4936520 · DONATIONS	560.60	1,000.00	(439.40)	56.1%
4967300 · NON-RECURRING SPECIAL EXPENSE				
4980000 · RESTRICTED RESERVE		3,000.00	(3,000.00)	
4996100 · PRIOR YEAR LIABILITIES	205,439.96	15,029.00	190,410.96	1,367.0%
Total Expense	1,438,269.98	5,646,000.00	(4,207,730.02)	25.5%
Net Income	189,539.75		189,539.75	100.0%



LIQUID FUELS FUND

City of Pittston Fiscal Year 2019
Liquid Fuels Fund Approved Budget
January 1st to March 31st Approved Budget to Actual


	Jan - Mar 19	Budget	\$ Over Bud...	% of Budget
Income				
3414100 · INTEREST-LIQ FUELS	269.47	1,200.00	(930.53)	22.5%
3556050 · LIQUID FUELS TAX	240,900.91	234,518.00	6,382.91	102.7%
3894000 · OTHER MISCELLANEOUS REVENUE	20,768.00			
3914401 · CURRENT YEAR REFUND	2,551.71			
3990000 · USE OF UNRESERVED FUND BALAN...		74,282.00	(74,282.00)	
Total Income	264,490.09	310,000.00	(45,509.91)	85.3%
Expense				
4036220 · INTUIT CHECK CHARGE	218.48			
4306370 · VEHICLE REPAIR-STREET	5,932.12	10,000.00	(4,067.88)	59.3%
4306700 · CAPITAL PURCHASE-LF	20,049.47	20,000.00	49.47	100.2%
4316200 · SUPPLIES-STREET/GUTTERS		3,000.00	(3,000.00)	
4316370 · REPAIRS & MAINT SERVICES-STREET		4,000.00	(4,000.00)	
4316450 · CONTRACTED SERVICES-STREET/G...		5,000.00	(5,000.00)	
4316490 · OTHER SERV CHARGES/STREET-GU...		6,000.00	(6,000.00)	
4316700 · CAPITAL PURCHASES-STREET/GUTT...	19,767.36	19,767.00	0.36	100.0%
4326200 · SUPPLIES-SNOW REMOVAL	20,797.22	25,000.00	(4,202.78)	83.2%
4326260 · SMALL TOOLS/EQUIP-SNOW REMOV...	4,569.80	1,500.00	3,069.80	304.7%
4326370 · REPAIR-MAINT/SNOW REMOVAL	710.66	7,500.00	(6,789.34)	9.5%
4336200 · SUPPLIES-TRAFFIC SIGNALS/SIGNS	1,794.49	2,500.00	(705.51)	71.8%
4336300 · STREET SIGNS	3,308.88	5,000.00	(1,691.12)	66.2%
4336360 · ELEC SERVICE-TRAFFIC SIGNAL	106.41	4,000.00	(3,893.59)	2.7%
4336370 · REPAIRS/MAINT-TRAFF SIG/SIGNS	200.00	2,000.00	(1,800.00)	10.0%
4336450 · CONTRACTED SERV-TRAFF SIG/SIG...	3,755.00	7,000.00	(3,245.00)	53.6%
4336700 · CAPITAL PURCHASE-TRAFF SIG/SIGN	7,011.17	20,000.00	(12,988.83)	35.1%
4346360 · PUBLIC UTILITY SERV-ST LIGHTING	8,010.44	30,000.00	(21,989.56)	26.7%
4346370 · REPAIR & MAINT SERV-ST LIGHTING		500.00	(500.00)	
4366370 · REPAIR & MAINT. STORM SEWER		25,000.00	(25,000.00)	
4376700 · CAPITAL PURCHASES-TOOLS & EQUIP	7,464.21			
4386100 · PENNDOT FEES		500.00	(500.00)	
4386200 · SUPPLIES-MAINT & REPAIR HIGHWAY	969.54	4,000.00	(3,030.46)	24.2%
4386450 · CONTRACTED SERV.-REPAIR HWYS		5,000.00	(5,000.00)	
4386600 · CAPITAL CONTRUCTION-REPAIR HW...		102,733.00	(102,733.00)	
Total Expense	104,665.25	310,000.00	(205,334.75)	33.8%
Net Income	159,824.84		159,824.84	100.0%



SEWER MAINTENANCE FUND

City of Pittston Fiscal Year 2019
Sewer Maintenance Fund Approved Budget
January 1st to March 31st Approved Budget to Actual

	Jan - Mar 19	Budget	\$ Over Bud...	% of Budget
Income				
3324001 · WVSA MAINTENANCE CONTRIBUTION		25,000.00	(25,000.00)	
3414100 · INTEREST SEWER MAINT FUND	232.73	650.00	(417.27)	35.8%
3644120 · CITY SEWER MAINTENANCE FEE	450,155.10	1,150,000.00	(699,844.90)	39.1%
Total Income	450,387.83	1,175,650.00	(725,262.17)	38.3%
Expense				
4006310 · AUDITING/ACCOUNTING	255.00	5,000.00	(4,745.00)	5.1%
4006455 · COMPUTER MEMORY BACK-UP	196.74	2,000.00	(1,803.26)	9.8%
4026185 · WORKER'S COMP-PRIOR YEAR	10,000.00			
4026310 · CONTRACTED SERVICES/FINAN AD...		500.00	(500.00)	
4026510 · ORDINANCE CODIFICATION		2,000.00	(2,000.00)	
4036220 · BANK & CHECK PRINTING FEES		100.00	(100.00)	
4046450 · SPECIAL LEGAL SERVICES		35,000.00	(35,000.00)	
4086310 · ENGINEERING SERVICES/ENGINEER		500.00	(500.00)	
4096360 · PUBLIC UTILITY SER.		700.00	(700.00)	
4116360 · PUB. UTILITY SERVICE		400.00	(400.00)	
4276360 · PUBLIC UTILITY SERVICE		200.00	(200.00)	
4306360 · PUBLIC UTILITY SERV.		200.00	(200.00)	
4306370 · REPAIR-MAINT EQUIPMENT		4,000.00	(4,000.00)	
4316700 · CAPITAL PURCHASE STREET/GUTT...	19,767.36	19,800.00	(32.64)	99.8%
4356370 · REPAIRS & MAINT SIDEWALKS		3,500.00	(3,500.00)	
4366200 · SUPPLIES/STORM SEWERS & DRAINS	715.14	6,000.00	(5,284.86)	11.9%
4366260 · SM TOOLS/MINOR EQUIP STORM SE...	331.27	3,000.00	(2,668.73)	11.0%
4366370 · REPAIR/MAINT STORM SEWER/DRAI...	5,637.00	25,000.00	(19,363.00)	22.5%
4366380 · RENTAL EQUIP/STORM SEW&DRAINS		2,000.00	(2,000.00)	
4366450 · CONTRACT SERV/STORM SEW/DRAI...		25,000.00	(25,000.00)	
4366460 · WVSA-BILLING FEE-QUARTERLY	48,214.24	75,000.00	(26,785.76)	64.3%
4366465 · WVSA-STORM WATER FEES		3,000.00	(3,000.00)	
4366466 · MS4 PERMIT FEE		500.00	(500.00)	
4366480 · ST DEPT BUILDING MAINT & REPAIR	1,209.20	2,500.00	(1,290.80)	48.4%
4366490 · PENNVEST LOAN PAYMENT	192,231.96	580,000.00	(387,768.04)	33.1%
4366600 · CAPITAL CONST. SEWER MAINS	38,553.00	35,000.00	3,553.00	110.2%
4366700 · CAPITAL PURCH/SEWER	4,920.60	35,000.00	(30,079.40)	14.1%
4386100 · PENNDOT HIGHWAY PERMITS		250.00	(250.00)	
4896490 · OTHER MISC EXP/OTHER EXPENDIT...	2,724.60	1,500.00	1,224.60	181.6%
4926010 · TRANS TO GEN FUND/INTERFUND O...		300,000.00	(300,000.00)	
4926013 · TRANSFER TO LIQUID FUELS	20,768.00			
4936100 · BUDGET RESERVE		5,500.00	(5,500.00)	
4996100 · PRIOR YR LIABILITY		2,500.00	(2,500.00)	
Total Expense	345,524.11	1,175,650.00	(830,125.89)	29.4%
Net Income	104,863.72		104,863.72	100.0%



PAYGO Capital Improvement Fund

	<u>Jan - Mar 19</u>	<u>Budget</u>	<u>\$ Over Budget</u>	<u>% of Budget</u>
Ordinary Income/Expense				
Income				
3414100-INTEREST	228.15		228.15	100.0%
3924000- TRANSFER FROM LCCC				
3934000-PRO OF LONG TERM DEBT				
Total Income	<u>228.15</u>		<u>228.15</u>	<u>100.0%</u>
Expense				
4006310-PROFESSIONAL SERVICES	5,000.00		5,000.00	100.0%
4192000-PAYGO EQUIP				
4306000-PAYGO STREETS				
4501000- PAYGO PUBLIC PROP	9,537.54		9,537.54	100.0%
4896000- PAYGO MISC.	820.00		820.00	100.0%
4981000- PAYGO RESERVE				
Total Expense	<u>15,357.54</u>		<u>15,357.54</u>	<u>100.0%</u>
Net Ordinary Income	<u>(15,129.39)</u>		<u>(15,129.39)</u>	<u>100.0%</u>
Net Income	<u><u>(15,129.39)</u></u>		<u><u>(15,129.39)</u></u>	<u><u>100.0%</u></u>